


J Series® 5050 6-V, 9-V, 24-V, 30-V & 36-V LEDs



PRODUCT DESCRIPTION

J Series® LEDs extend Cree LED's industry-leading portfolio of lighting-class LEDs to a broader set of applications. The J Series 5050 LEDs deliver high-power light output, high efficacy and excellent value in a reliable package. The J Series 5050 LEDs are optimized for medium-density lighting applications where high efficacy and long lifetime are critical, such as street lights, outdoor area and indoor directional lights.

FEATURES

- Industry-compatible size: 5.0 x 5.0 x 0.7 mm
- 6-V, 9-V, 24-V, 30-V and 36-V configurations
- K Class and P Class LEDs applicable for horticulture applications
- Flux binned at 25 °C, chromaticity binned at 85 °C
- 6500 K–2700 K ANSI CCTs available
- 70, 80 & 90 CRI available for all CCTs
- RoHS and REACH compliant
- UL® recognized component (E495478)

PRODUCT SUMMARY

Product	Power Class	Test Temperature	Test Current	Typical Forward Voltage	4000 K, 70 CRI		3000 K, 80 CRI		Maximum Current
					Typical Flux	Typical Efficacy	Typical Flux	Typical Efficacy	
JR5050B 6-V K Class	5 W	25 °C	400 mA	5.67 V	455 lm	201 LPW	404 lm	178 LPW	1000 mA
JR5050B 30-V K Class	5 W	25 °C	80 mA	28.35 V	455 lm	201 LPW	404 lm	178 LPW	240 mA
JR5050 6-V P Class	5 W	25 °C	400 mA	5.77 V	442 lm	192 LPW	394 lm	171 LPW	1000 mA
JR5050 9-V P Class	5 W	25 °C	260 mA	8.56 V	434 lm	195 LPW	383 lm	172 LPW	660 mA
JR5050 24-V P Class	5 W	25 °C	100 mA	23.08 V	442 lm	192 LPW	394 lm	171 LPW	240 mA
JR5050 6-V Q Class	5 W	25 °C	400 mA	5.8 V	425 lm	183 LPW	385 lm	166 LPW	1000 mA
JR5050 9-V Q Class	5 W	25 °C	260 mA	8.6 V	415 lm	186 LPW	372 lm	166 LPW	660 mA
JR5050 24-V Q Class	5 W	25 °C	100 mA	23.5 V	430 lm	183 LPW	385 lm	164 LPW	240 mA
JR5050 36-V Q Class	5 W	25 °C	65 mA	34.5 V	415 lm	185 LPW	372 lm	166 LPW	165 mA



J Series® Products are sold exclusively by Cree Venture LED Company Limited (“Cree Venture”), regardless of geography. Any orders for J Series Products that are submitted to Cree LED or any of its other subsidiaries will be directed to Cree Venture for acknowledgment and order fulfillment.


Cree LED / 4400 Silicon Drive / Durham, NC 27703 USA / +1.919.313.5330 / www.cree-led.com

TABLE OF CONTENTS

Order Code & Bin Code Formats	3	Relative Luminous Flux vs. Current - JR5050 24-V P Class	27
Characteristics - JR5050B 6-V K Class.....	4	Electrical Characteristics - JR5050 24-V P Class	27
Operating Limits - JR5050B 6-V K Class	4	Relative Chromaticity vs. Current - JR5050 24-V P Class	28
Flux Characteristics, Order Codes and Bins - JR5050B 6-V		Relative Chromaticity vs. Temperature - JR5050 24-V P Class ..	28
K Class.....	5	Characteristics - JR5050 6-V Q Class.....	29
Flux Characteristics, Order Codes and Bins - JR5050B 6-V		Operating Limits - JR5050 6-V Q Class	29
K Class for Horticulture	6	Flux Characteristics, Order Codes and Bins - JR5050 6-V	
Relative Luminous Flux vs. Current - JR5050B 6-V K Class	7	Q Class.....	30
Electrical Characteristics - JR5050B 6-V K Class	7	Relative Luminous Flux vs. Current - JR5050 6-V Q Class	31
Relative Chromaticity vs. Current - JR5050B 6-V K Class	8	Electrical Characteristics - JR5050 6-V Q Class	31
Relative Chromaticity vs. Temperature - JR5050B 6-V K Class	8	Relative Chromaticity vs. Current - JR5050 6-V Q Class	32
Characteristics - JR5050B 30-V K Class.....	9	Relative Chromaticity vs. Temperature - JR5050 6-V Q Class	32
Operating Limits - JR5050B 30-V K Class	9	Characteristics - JR5050 9-V Q Class.....	33
Flux Characteristics, Order Codes and Bins - JR5050B 30-V		Operating Limits - JR5050 9-V Q Class	33
K Class.....	10	Flux Characteristics, Order Codes and Bins - JR5050 9-V	
Flux Characteristics, Order Codes and Bins - JR5050B 30-V		Q Class	34
K Class for Horticulture	11	Relative Luminous Flux vs. Current - JR5050 9-V Q Class	35
Relative Luminous Flux vs. Current - JR5050B 30-V K Class	12	Electrical Characteristics - JR5050 9-V Q Class	35
Electrical Characteristics - JR5050B 30-V K Class.....	12	Relative Chromaticity vs. Current - JR5050 9-V Q Class	36
Relative Chromaticity vs. Current - JR5050B 30-V K Class	13	Relative Chromaticity vs. Temperature - JR5050 9-V Q Class	36
Relative Chromaticity vs. Temperature - JR5050B 30-V K Class	13	Characteristics - JR5050 24-V Q Class.....	37
Characteristics - JR5050 6-V P Class.....	14	Operating Limits - JR5050 24-V Q Class	37
Operating Limits - JR5050 6-V P Class.....	14	Flux Characteristics, Order Codes and Bins - JR5050 24-V	
Flux Characteristics, Order Codes and Bins - JR5050 6-V		Q Class.....	38
P Class.....	15	Relative Luminous Flux vs. Current - JR5050 24-V Q Class	39
Flux Characteristics, Order Codes and Bins - JR5050 6-V		Electrical Characteristics - JR5050 24-V Q Class	39
P Class for Horticulture	16	Relative Chromaticity vs. Current - JR5050 24-V Q Class	40
Relative Luminous Flux vs. Current - JR5050 6-V P Class	17	Relative Chromaticity vs. Temperature - JR5050 24-V Q Class ..	40
Electrical Characteristics - JR5050 6-V P Class.....	17	Characteristics - JR5050 36-V Q Class.....	41
Relative Chromaticity vs. Current - JR5050 6-V P Class.....	18	Operating Limits - JR5050 36-V Q Class	41
Relative Chromaticity vs. Temperature - JR5050 6-V P Class.....	18	Flux Characteristics, Order Codes and Bins - JR5050 36-V	
Characteristics - JR5050 9-V P Class.....	19	Q Class.....	42
Operating Limits - JR5050 9-V P Class.....	19	Relative Luminous Flux vs. Current - JR5050 36-V Q Class	43
Flux Characteristics, Order Codes and Bins - JR5050 9-V		Electrical Characteristics - JR5050 36-V Q Class	43
P Class.....	20	Relative Chromaticity vs. Current - JR5050 36-V Q Class	44
Flux Characteristics, Order Codes and Bins - JR5050 9-V		Relative Chromaticity vs. Temperature - JR5050 36-V Q Class ..	44
P Class for Horticulture	21	Relative Spectral Power Distribution	45
Relative Luminous Flux vs. Current - JR5050 9-V P Class	22	Relative Luminous Flux vs. Junction Temperature	46
Electrical Characteristics - JR5050 9-V P Class.....	22	Typical Spatial Distribution.....	46
Relative Chromaticity vs. Current - JR5050 6-V P Class.....	23	Performance Groups - Luminous Flux.....	47
Relative Chromaticity vs. Temperature - JR5050 9-V P Class.....	23	Performance Groups - Forward Voltage.....	48
Characteristics - JR5050 24-V P Class.....	24	Performance Groups - Chromaticity	49
Operating Limits - JR5050 24-V P Class.....	24	Reflow Soldering Characteristics.....	57
Flux Characteristics, Order Codes and Bins - JR5050 24-V		Notes	58
P Class.....	25	Mechanical Dimensions	60
Flux Characteristics, Order Codes and Bins - JR5050 24-V		Tape & Reel.....	62
P Class for Horticulture	26	Packaging.....	63

ORDER CODE & BIN CODE FORMATS

Order codes and bin codes for J Series 5050 LEDs are configured in the following manner:

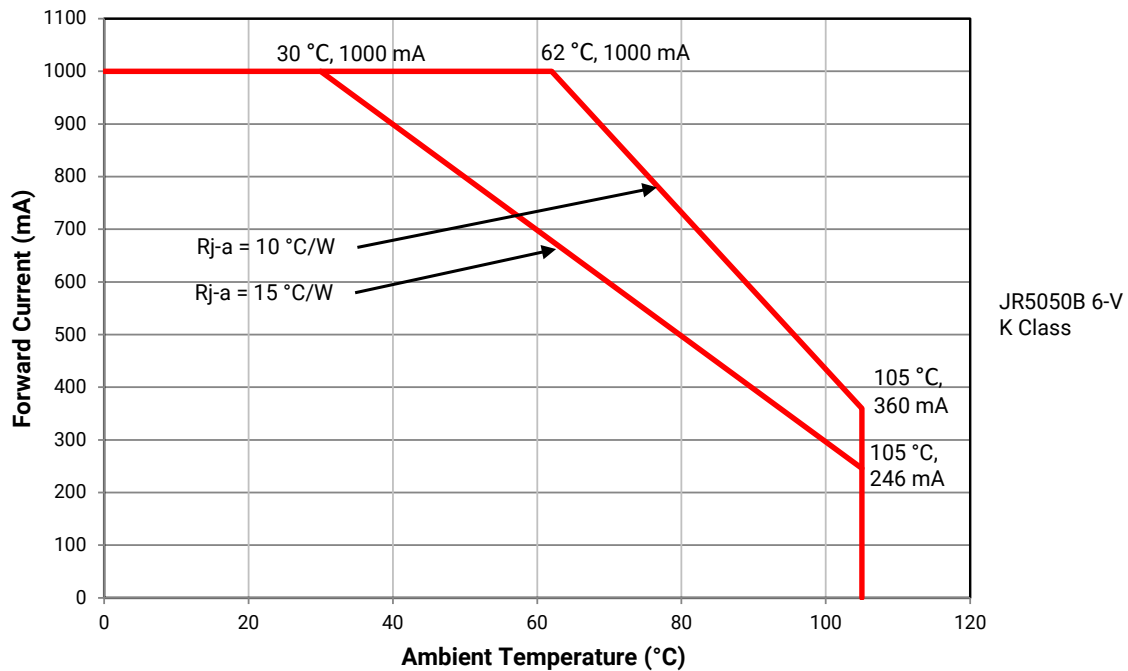


CHARACTERISTICS - JR5050B 6-V K CLASS

Characteristics	Unit	Minimum	Typical	Maximum
Thermal resistance, junction to solder point	°C/W		2.6	
Viewing angle (FWHM)	degrees		120	
Temperature coefficient of voltage	mV/°C		-1.9	
ESD withstand voltage (JEDEC JS-001-2012)			Class 2	
DC forward current	mA			1000
Reverse voltage	V			5
Forward voltage (@ 400 mA, 25 °C)	V		5.67	6.0
LED junction temperature	°C			125
Operating temperature	°C	-40		105

OPERATING LIMITS - JR5050B 6-V K CLASS

The maximum forward current is determined by the thermal resistance between the LED junction and ambient.



FLUX CHARACTERISTICS, ORDER CODES AND BINS - JR5050B 6-V K CLASS ($I_F = 400 \text{ mA}$, $T_J = 25 \text{ °C}$)

The following table provides order codes for J Series 5050B 6-V K Class LEDs. For a complete description of the order code nomenclature, please see the Order Code and Bin Code Formats section (page 3). For definitions of the chromaticity kits, please see the Performance Groups - Chromaticity section (page 49).

Nominal CCT	Minimum CRI	Minimum Luminous Flux (lm) @ 25 °C	Typical Luminous Flux (lm) @ 25 °C	Typical Luminous Flux (lm) @ 85 °C*	Kitted 3-Step Order Code**
6500 K	70	400	455	421	JR5050BWT-K-B65EB0000-N0000001
	80	350	425	394	JR5050BWT-K-H65EB0000-N0000001
	90	300	357	331	JR5050BWT-K-U65EB0000-N0000001
5700 K	70	400	455	421	JR5050BWT-K-B57EB0000-N0000001
	80	350	425	394	JR5050BWT-K-H57EB0000-N0000001
	90	300	357	331	JR5050BWT-K-U57EB0000-N0000001
5000 K	70	400	455	421	JR5050BWT-K-B50EB0000-N0000001
	80	350	425	394	JR5050BWT-K-H50EB0000-N0000001
	90	300	357	331	JR5050BWT-K-U50EB0000-N0000001
4000 K	70	400	455	421	JR5050BWT-K-B40EB0000-N0000001
	80	350	425	394	JR5050BWT-K-H40EB0000-N0000001
	90	300	357	331	JR5050BWT-K-U40EB0000-N0000001
3500 K	70	400	440	408	JR5050BWT-K-B35EB0000-N0000001
	80	350	415	384	JR5050BWT-K-H35EB0000-N0000001
	90	300	347	321	JR5050BWT-K-U35EB0000-N0000001
3000 K	70	350	433	401	JR5050BWT-K-B30EB0000-N0000001
	80	350	404	374	JR5050BWT-K-H30EB0000-N0000001
	90	300	337	312	JR5050BWT-K-U30EB0000-N0000001
2700 K	70	350	412	382	JR5050BWT-K-B27EB0000-N0000001
	80	350	389	360	JR5050BWT-K-H27EB0000-N0000001
	90	250	327	303	JR5050BWT-K-U27EB0000-N0000001

Notes:

- Cree Venture maintains a tolerance of $\pm 7\%$ on flux and power measurements, ± 0.005 on chromaticity (CCx, CCy) measurements and ± 2 on CRI measurements. See the Measurements section (page 58).
- Cree Venture J Series 5050 LED order codes specify only a minimum flux bin and not a maximum. Cree Venture may ship reels in flux bins higher than the minimum specified by the order code without advance notice. Shipments will always adhere to the chromaticity restrictions specified by the order code.
- * Flux values @ 85 °C are calculated and for reference only.
- ** Contact your Cree sales representative for kitted 3-step order code details.

FLUX CHARACTERISTICS, ORDER CODES AND BINS - JR5050B 6-V K CLASS FOR HORTICULTURE ($I_F = 400 \text{ mA}$, $T_j = 25 \text{ °C}$)

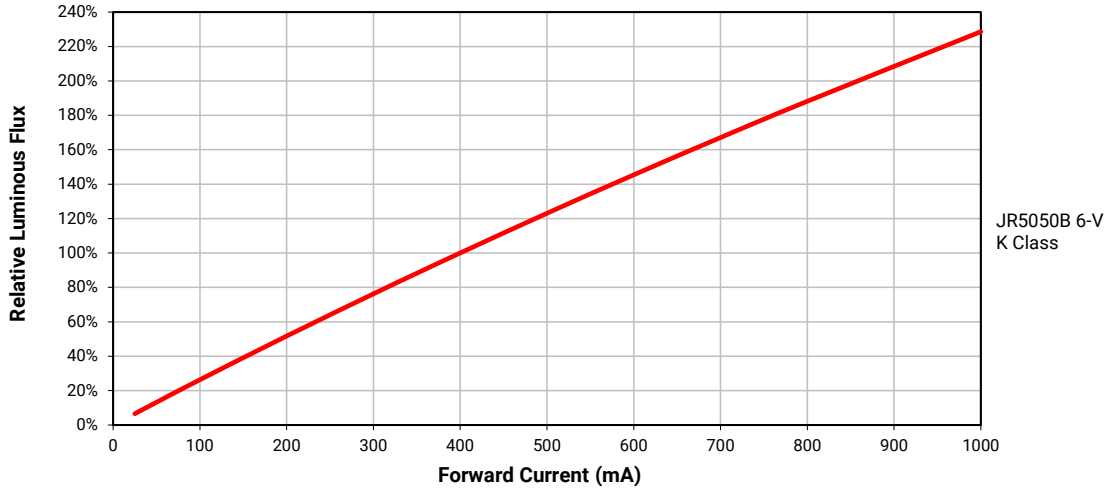
The following table provides order codes for J Series 5050B 6-V K Class LEDs. For a complete description of the order code nomenclature, please see the Order Code and Bin Code Formats section (page 3). For definitions of the chromaticity kits, please see the Performance Groups - Chromaticity section (page 49).

Nominal CCT	Minimum CRI	Minimum Luminous Flux (lm) @ 25 °C	Typical Luminous Flux (lm) @ 25 °C	Typical Luminous Efficacy (lm/W)	PPF* ($\mu\text{mol/s}$)	PPF/W* ($\mu\text{mol/J}$)	Kitted 3-Step Order Code**
6500 K	70	400	455	201	6.33	2.79	JR5050BWT-K-B65EB0000-N0000001
	80	350	425	187	6.18	2.72	JR5050BWT-K-H65EB0000-N0000001
	90	300	357	157	5.72	2.52	JR5050BWT-K-U65EB0000-N0000001
5700 K	70	400	455	201	6.13	2.70	JR5050BWT-K-B57EB0000-N0000001
	80	350	425	187	6.04	2.66	JR5050BWT-K-H57EB0000-N0000001
	90	300	357	157	5.56	2.45	JR5050BWT-K-U57EB0000-N0000001
5000 K	70	400	455	201	6.04	2.66	JR5050BWT-K-B50EB0000-N0000001
	80	350	425	187	5.95	2.62	JR5050BWT-K-H50EB0000-N0000001
	90	300	357	157	5.48	2.42	JR5050BWT-K-U50EB0000-N0000001
4000 K	70	400	455	201	6.06	2.67	JR5050BWT-K-B40EB0000-N0000001
	80	350	425	187	5.96	2.63	JR5050BWT-K-H40EB0000-N0000001
	90	300	357	157	5.50	2.42	JR5050BWT-K-U40EB0000-N0000001
3500 K	70	400	440	194	5.95	2.62	JR5050BWT-K-B35EB0000-N0000001
	80	350	415	183	5.91	2.61	JR5050BWT-K-H35EB0000-N0000001
	90	300	347	153	5.42	2.39	JR5050BWT-K-U35EB0000-N0000001
3000 K	70	350	433	191	5.94	2.62	JR5050BWT-K-B30EB0000-N0000001
	80	350	404	178	5.84	2.57	JR5050BWT-K-H30EB0000-N0000001
	90	300	337	149	5.33	2.35	JR5050BWT-K-U30EB0000-N0000001
2700 K	70	350	412	182	5.73	2.53	JR5050BWT-K-B27EB0000-N0000001
	80	350	389	172	5.70	2.51	JR5050BWT-K-H27EB0000-N0000001
	90	250	327	144	5.23	2.31	JR5050BWT-K-U27EB0000-N0000001

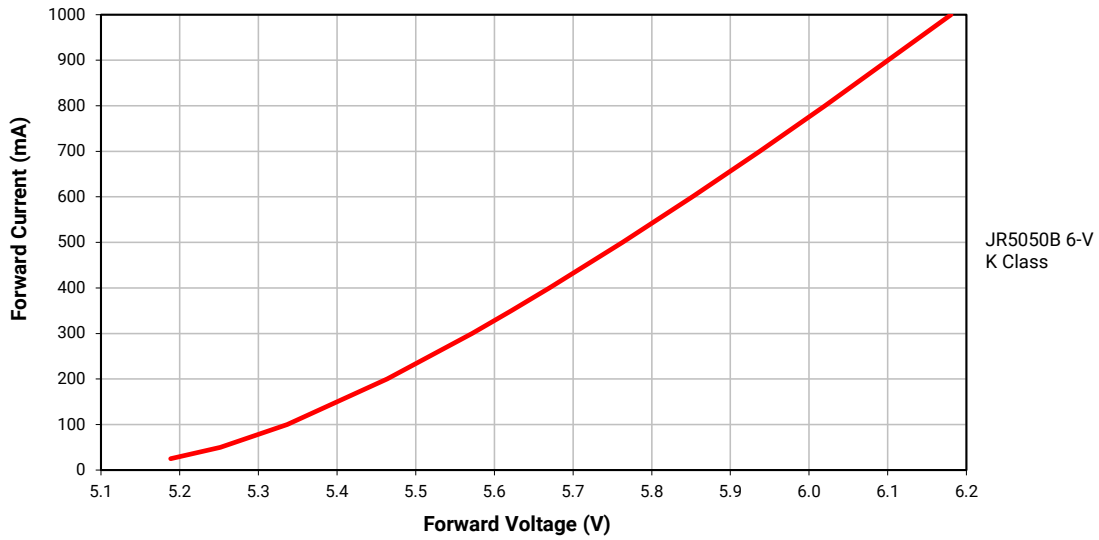
Notes:

- Cree Venture maintains a tolerance of $\pm 7\%$ on flux and power measurements, ± 0.005 on chromaticity (CCx, CCy) measurements and ± 2 on CRI measurements. See the Measurements section (page 58).
- Cree Venture J Series 5050 LED order codes specify only a minimum flux bin and not a maximum. Cree Venture may ship reels in flux bins higher than the minimum specified by the order code without advance notice. Shipments will always adhere to the chromaticity restrictions specified by the order code.
- * PPF values are calculated from luminous flux values and are for reference only.
- ** Contact your Cree LED sales representative for kitted 3-step order code details.

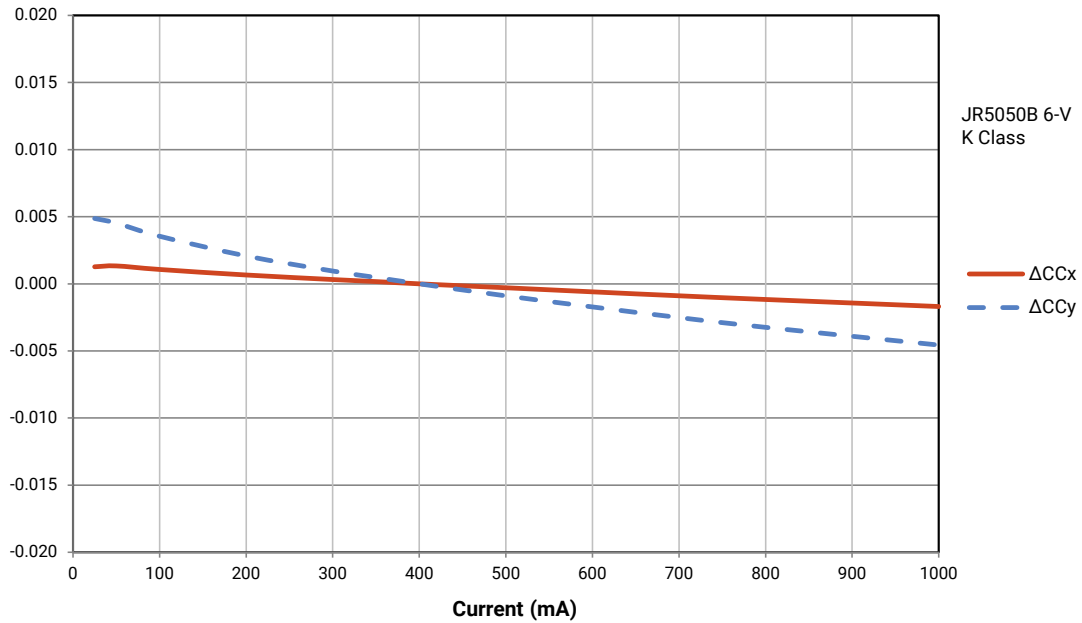
RELATIVE LUMINOUS FLUX VS. CURRENT - JR5050B 6-V K CLASS



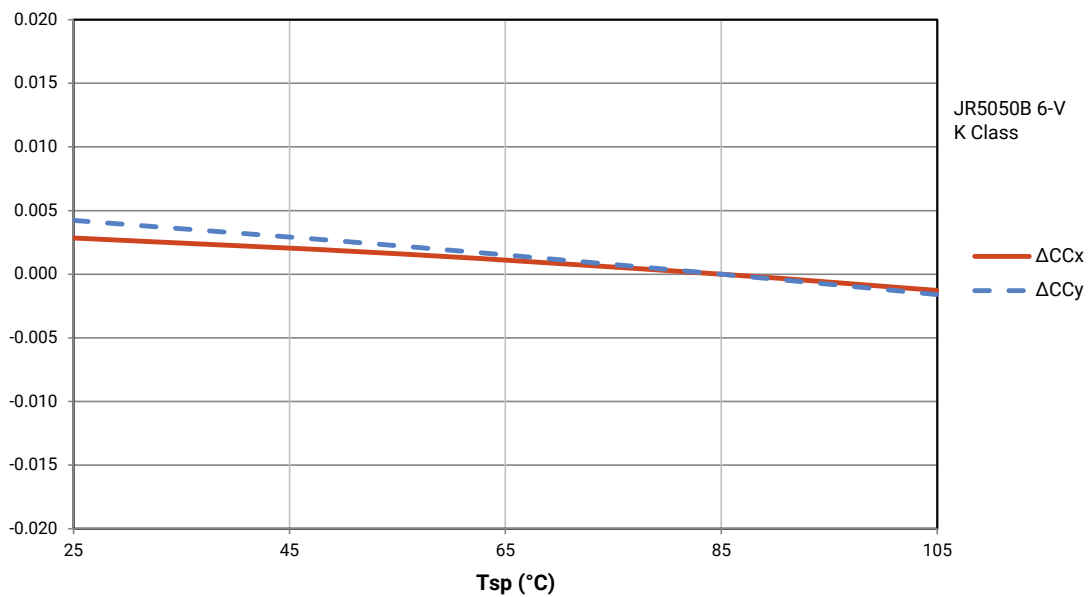
ELECTRICAL CHARACTERISTICS - JR5050B 6-V K CLASS



RELATIVE CHROMATICITY VS. CURRENT - JR5050B 6-V K CLASS



RELATIVE CHROMATICITY VS. TEMPERATURE - JR5050B 6-V K CLASS

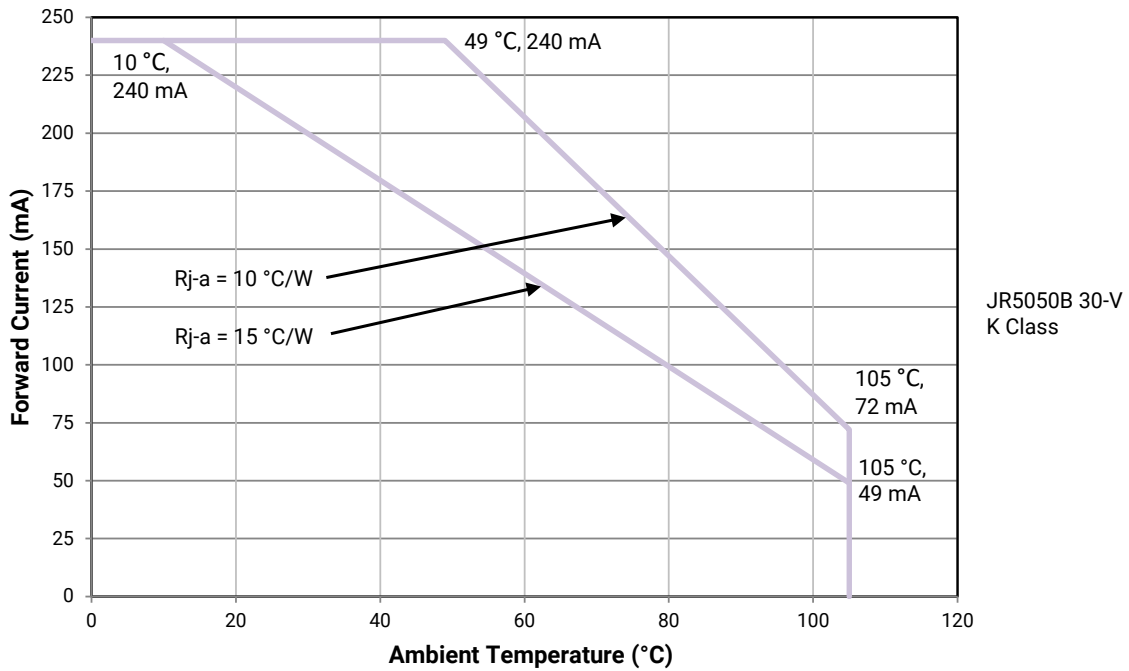


CHARACTERISTICS - JR5050B 30-V K CLASS

Characteristics	Unit	Minimum	Typical	Maximum
Thermal resistance, junction to solder point	°C/W		2.6	
Viewing angle (FWHM)	degrees		120	
Temperature coefficient of voltage	mV/°C		-9.6	
ESD withstand voltage (JEDEC JS-001-2012)			Class 2	
DC forward current	mA			240
Reverse voltage	V			5
Forward voltage (@ 80 mA, 25 °C)	V		28.35	30.00
LED junction temperature	°C			125
Operating temperature	°C	-40		105

OPERATING LIMITS - JR5050B 30-V K CLASS

The maximum forward current is determined by the thermal resistance between the LED junction and ambient.



FLUX CHARACTERISTICS, ORDER CODES AND BINS - JR5050B 30-V K CLASS ($I_F = 80 \text{ mA}$, $T_J = 25 \text{ }^\circ\text{C}$)

The following table provides order codes for J Series 5050B 30-V K Class LEDs. For a complete description of the order code nomenclature, please see the Order Code and Bin Code Formats section (page 3). For definitions of the chromaticity kits, please see the Performance Groups - Chromaticity section (page 49).

Nominal CCT	Minimum CRI	Minimum Luminous Flux (lm) @ 25 °C	Typical Luminous Flux (lm) @ 25 °C	Typical Luminous Flux (lm) @ 85 °C*	Kitted 3-Step Order Code**
6500 K	70	400	455	421	JR5050BWT-K-B65EK0000-N0000001
	80	350	425	394	JR5050BWT-K-H65EK0000-N0000001
	90	300	357	331	JR5050BWT-K-U65EK0000-N0000001
5700 K	70	400	455	421	JR5050BWT-K-B57EK0000-N0000001
	80	350	425	394	JR5050BWT-K-H57EK0000-N0000001
	90	300	357	331	JR5050BWT-K-U57EK0000-N0000001
5000 K	70	400	455	421	JR5050BWT-K-B50EK0000-N0000001
	80	350	425	394	JR5050BWT-K-H50EK0000-N0000001
	90	300	357	331	JR5050BWT-K-U50EK0000-N0000001
4000 K	70	400	455	421	JR5050BWT-K-B40EK0000-N0000001
	80	350	425	394	JR5050BWT-K-H40EK0000-N0000001
	90	300	357	331	JR5050BWT-K-U40EK0000-N0000001
3500 K	70	400	440	408	JR5050BWT-K-B35EK0000-N0000001
	80	350	415	384	JR5050BWT-K-H35EK0000-N0000001
	90	300	347	321	JR5050BWT-K-U35EK0000-N0000001
3000 K	70	350	433	401	JR5050BWT-K-B30EK0000-N0000001
	80	350	404	374	JR5050BWT-K-H30EK0000-N0000001
	90	300	337	312	JR5050BWT-K-U30EK0000-N0000001
2700 K	70	350	412	382	JR5050BWT-K-B27EK0000-N0000001
	80	350	389	360	JR5050BWT-K-H27EK0000-N0000001
	90	250	327	303	JR5050BWT-K-U27EK0000-N0000001

Notes:

- Cree Venture maintains a tolerance of $\pm 7\%$ on flux and power measurements, ± 0.005 on chromaticity (CCx, CCy) measurements and ± 2 on CRI measurements. See the Measurements section (page 58).
- Cree Venture J Series 5050 LED order codes specify only a minimum flux bin and not a maximum. Cree Venture may ship reels in flux bins higher than the minimum specified by the order code without advance notice. Shipments will always adhere to the chromaticity restrictions specified by the order code.
- * Flux values @ 85 °C are calculated and for reference only.
- ** Contact your Cree sales representative for kitted 3-step order code details.

FLUX CHARACTERISTICS, ORDER CODES AND BINS - JR5050B 30-V K CLASS FOR HORTICULTURE ($I_F = 80 \text{ mA}$, $T_j = 25 \text{ }^\circ\text{C}$)

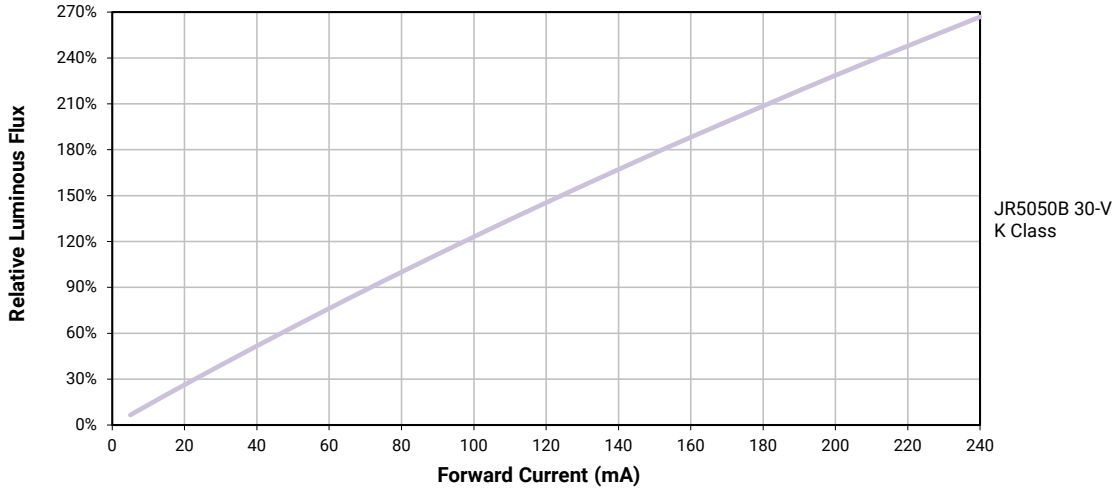
The following table provides order codes for J Series 5050B 30-V K Class LEDs. For a complete description of the order code nomenclature, please see the Order Code and Bin Code Formats section (page 3). For definitions of the chromaticity kits, please see the Performance Groups - Chromaticity section (page 49).

Nominal CCT	Minimum CRI	Minimum Luminous Flux (lm) @ 25 °C	Typical Luminous Flux (lm) @ 25 °C	Typical Luminous Efficacy (lm/W)	PPF* ($\mu\text{mol/s}$)	PPF/W* ($\mu\text{mol/J}$)	Kitted 3-Step Order Code**
6500 K	70	400	455	201	6.33	2.79	JR5050BWT-K-B65EK0000-N0000001
	80	350	425	187	6.18	2.72	JR5050BWT-K-H65EK0000-N0000001
	90	300	357	157	5.72	2.52	JR5050BWT-K-U65EK0000-N0000001
5700 K	70	400	455	201	6.13	2.70	JR5050BWT-K-B57EK0000-N0000001
	80	350	425	187	6.04	2.66	JR5050BWT-K-H57EK0000-N0000001
	90	300	357	157	5.56	2.45	JR5050BWT-K-U57EK0000-N0000001
5000 K	70	400	455	201	6.04	2.66	JR5050BWT-K-B50EK0000-N0000001
	80	350	425	187	5.95	2.62	JR5050BWT-K-H50EK0000-N0000001
	90	300	357	157	5.48	2.42	JR5050BWT-K-U50EK0000-N0000001
4000 K	70	400	455	201	6.06	2.67	JR5050BWT-K-B40EK0000-N0000001
	80	350	425	187	5.96	2.63	JR5050BWT-K-H40EK0000-N0000001
	90	300	357	157	5.50	2.42	JR5050BWT-K-U40EK0000-N0000001
3500 K	70	400	440	194	5.95	2.62	JR5050BWT-K-B35EK0000-N0000001
	80	350	415	183	5.91	2.61	JR5050BWT-K-H35EK0000-N0000001
	90	300	347	153	5.42	2.39	JR5050BWT-K-U35EK0000-N0000001
3000 K	70	350	433	191	5.94	2.62	JR5050BWT-K-B30EK0000-N0000001
	80	350	404	178	5.84	2.57	JR5050BWT-K-H30EK0000-N0000001
	90	300	337	149	5.33	2.35	JR5050BWT-K-U30EK0000-N0000001
2700 K	70	350	412	182	5.73	2.53	JR5050BWT-K-B27EK0000-N0000001
	80	350	389	172	5.70	2.51	JR5050BWT-K-H27EK0000-N0000001
	90	250	327	144	5.23	2.31	JR5050BWT-K-U27EK0000-N0000001

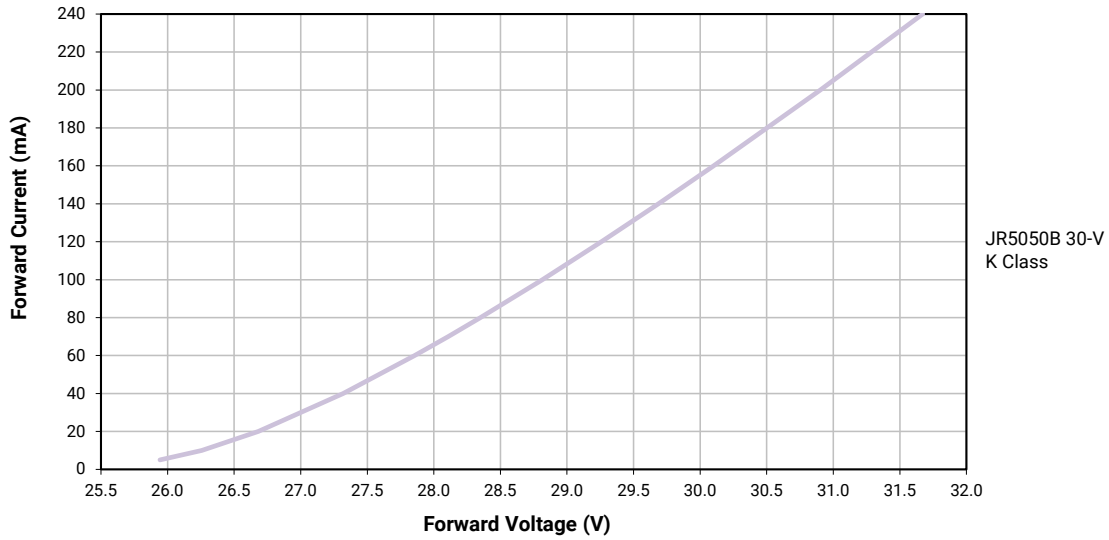
Notes:

- Cree Venture maintains a tolerance of $\pm 7\%$ on flux and power measurements, ± 0.005 on chromaticity (CCx, CCy) measurements and ± 2 on CRI measurements. See the Measurements section (page 58).
- Cree Venture J Series 5050 LED order codes specify only a minimum flux bin and not a maximum. Cree Venture may ship reels in flux bins higher than the minimum specified by the order code without advance notice. Shipments will always adhere to the chromaticity restrictions specified by the order code.
- * PPF values are calculated from luminous flux values and are for reference only.
- ** Contact your Cree LED sales representative for kitted 3-step order code details.

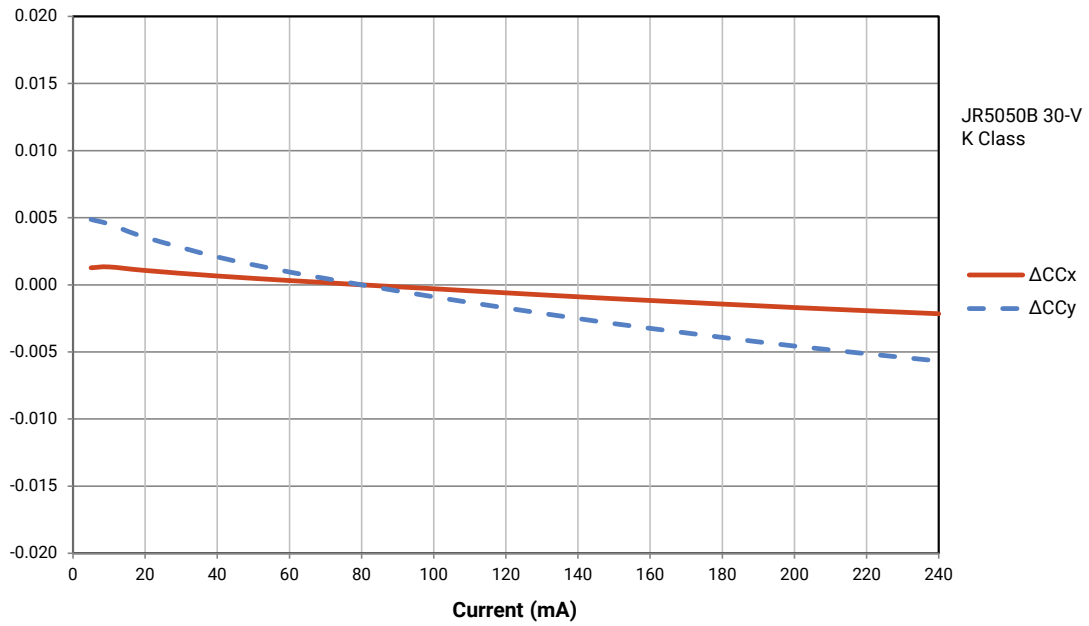
RELATIVE LUMINOUS FLUX VS. CURRENT - JR5050B 30-V K CLASS



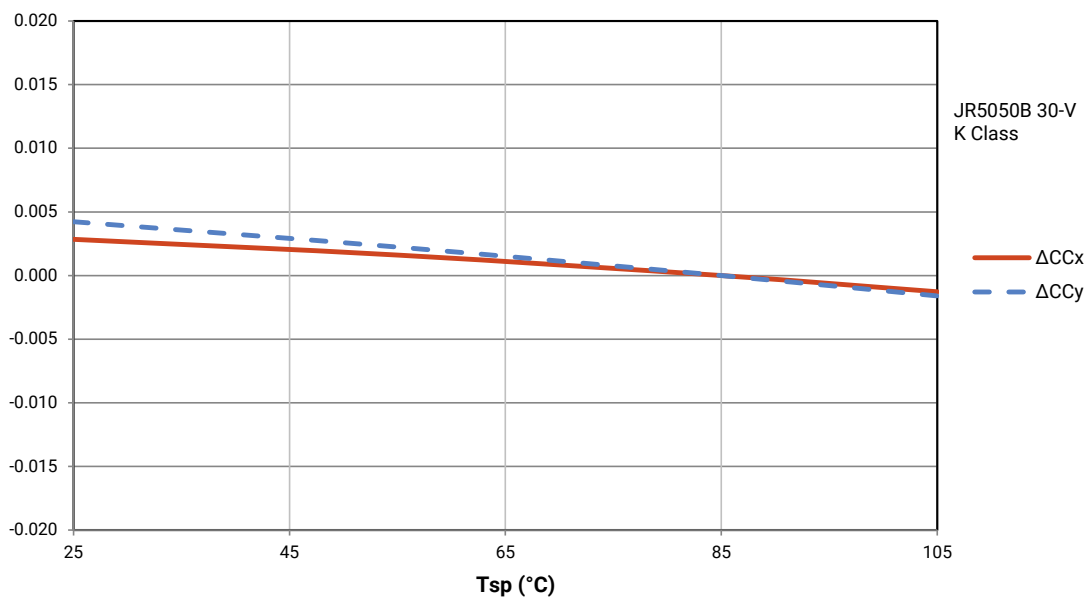
ELECTRICAL CHARACTERISTICS - JR5050B 30-V K CLASS



RELATIVE CHROMATICITY VS. CURRENT - JR5050B 30-V K CLASS



RELATIVE CHROMATICITY VS. TEMPERATURE - JR5050B 30-V K CLASS

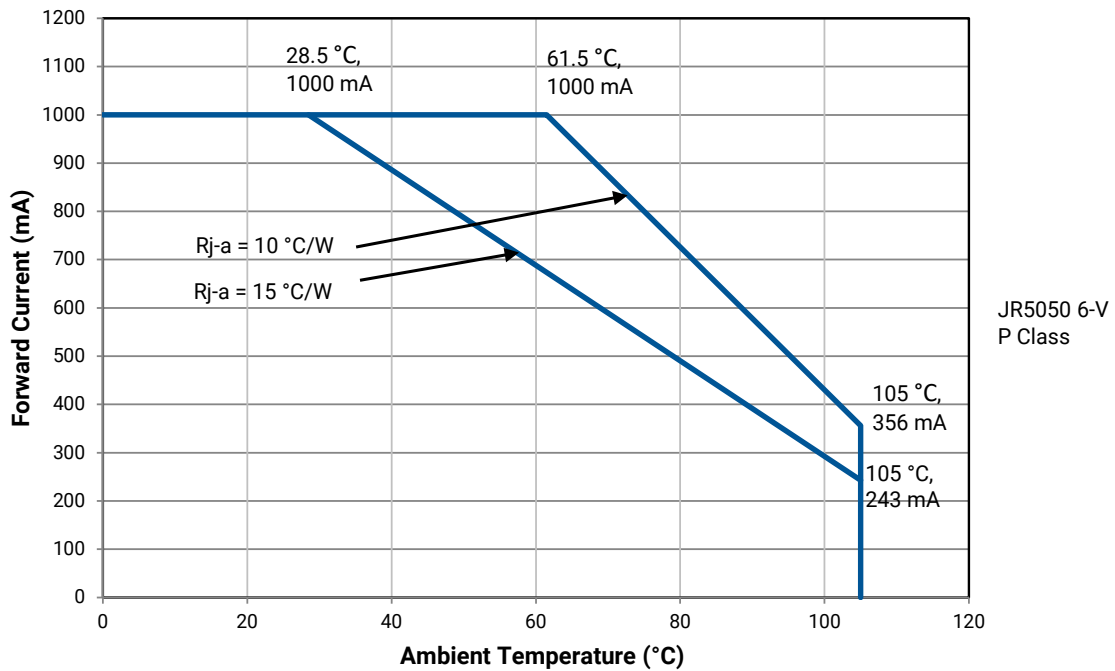


CHARACTERISTICS - JR5050 6-V P CLASS

Characteristics	Unit	Minimum	Typical	Maximum
Thermal resistance, junction to solder point	°C/W		3	
Viewing angle (FWHM)	degrees		120	
Temperature coefficient of voltage	mV/°C		-1.8	
ESD withstand voltage (JEDEC JS-001-2012)			Class 2	
DC forward current	mA			1000
Reverse voltage	V			5
Forward voltage (@ 400 mA, 25 °C)	V		5.77	6.0
LED junction temperature	°C			125
Operating temperature	°C	-40		105

OPERATING LIMITS - JR5050 6-V P CLASS

The maximum forward current is determined by the thermal resistance between the LED junction and ambient.



FLUX CHARACTERISTICS, ORDER CODES AND BINS - JR5050 6-V P CLASS ($I_F = 400 \text{ mA}$, $T_j = 25 \text{ °C}$)

The following table provides order codes for J Series 5050 6-V P Class LEDs. For a complete description of the order code nomenclature, please see the Order Code and Bin Code Formats section (page 3). For definitions of the chromaticity kits, please see the Performance Groups - Chromaticity section (page 49).

Nominal CCT	Minimum CRI	Minimum Luminous Flux (lm) @ 25 °C	Typical Luminous Flux (lm) @ 25 °C	Typical Luminous Flux (lm) @ 85 °C*	Kitted 3-Step Order Code**
6500 K	70	400	442	405	JR5050AWT-P-B65EB0000-N0000001
	80	350	414	380	JR5050AWT-P-H65EB0000-N0000001
	90	300	351	322	JR5050AWT-P-U65EB0000-N0000001
5700 K	70	400	442	405	JR5050AWT-P-B57EB0000-N0000001
	80	350	414	380	JR5050AWT-P-H57EB0000-N0000001
	90	300	351	322	JR5050AWT-P-U57EB0000-N0000001
5000 K	70	400	442	405	JR5050AWT-P-B50EB0000-N0000001
	80	350	414	380	JR5050AWT-P-H50EB0000-N0000001
	90	300	351	322	JR5050AWT-P-U50EB0000-N0000001
4000 K	70	400	442	405	JR5050AWT-P-B40EB0000-N0000001
	80	350	414	380	JR5050AWT-P-H40EB0000-N0000001
	90	300	351	322	JR5050AWT-P-U40EB0000-N0000001
3500 K	70	350	427	392	JR5050AWT-P-B35EB0000-N0000001
	80	350	404	371	JR5050AWT-P-H35EB0000-N0000001
	90	300	341	313	JR5050AWT-P-U35EB0000-N0000001
3000 K	70	350	417	383	JR5050AWT-P-B30EB0000-N0000001
	80	350	394	361	JR5050AWT-P-H30EB0000-N0000001
	90	300	331	304	JR5050AWT-P-U30EB0000-N0000001
2700 K	70	350	402	369	JR5050AWT-P-B27EB0000-N0000001
	80	350	379	348	JR5050AWT-P-H27EB0000-N0000001
	90	250	321	294	JR5050AWT-P-U27EB0000-N0000001

Notes:

- Cree Venture maintains a tolerance of $\pm 7\%$ on flux and power measurements, ± 0.005 on chromaticity (CCx, CCy) measurements and ± 2 on CRI measurements. See the Measurements section (page 58).
- Cree Venture J Series 5050 LED order codes specify only a minimum flux bin and not a maximum. Cree Venture may ship reels in flux bins higher than the minimum specified by the order code without advance notice. Shipments will always adhere to the chromaticity restrictions specified by the order code.
- * Flux values @ 85 °C are calculated and for reference only.
- ** Contact your Cree sales representative for kitted 3-step order code details.

FLUX CHARACTERISTICS, ORDER CODES AND BINS - JR5050 6-V P CLASS FOR HORTICULTURE ($I_F = 400 \text{ mA}$, $T_j = 25 \text{ °C}$)

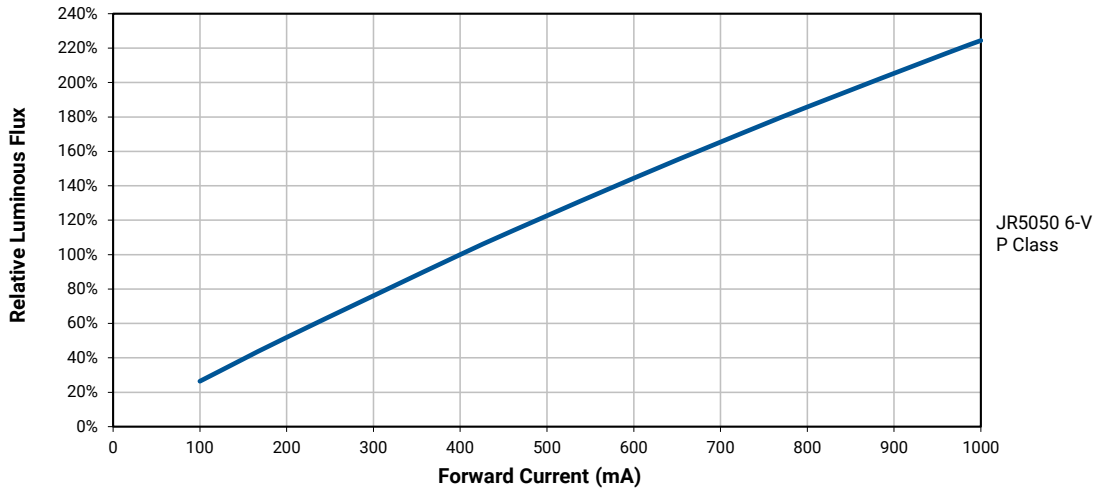
The following table provides order codes for J Series 5050 6-V P Class LEDs. For a complete description of the order code nomenclature, please see the Order Code and Bin Code Formats section (page 3). For definitions of the chromaticity kits, please see the Performance Groups - Chromaticity section (page 49).

Nominal CCT	Minimum CRI	Minimum Luminous Flux (lm) @ 25 °C	Typical Luminous Flux (lm) @ 25 °C	Typical Luminous Efficacy (lm/W)	PPF* (μmol/s)	PPF/W* (μmol/J)	Kitted 3-Step Order Code**
6500 K	70	400	442	192	6.15	2.67	JR5050AWT-P-B65EB0000-N0000001
	80	350	414	179	6.02	2.61	JR5050AWT-P-H65EB0000-N0000001
	90	300	351	152	5.62	2.43	JR5050AWT-P-U65EB0000-N0000001
5700 K	70	400	442	192	5.96	2.58	JR5050AWT-P-B57EB0000-N0000001
	80	350	414	179	5.88	2.55	JR5050AWT-P-H57EB0000-N0000001
	90	300	351	152	5.47	2.37	JR5050AWT-P-U57EB0000-N0000001
5000 K	70	400	442	192	5.86	2.54	JR5050AWT-P-B50EB0000-N0000001
	80	350	414	179	5.79	2.51	JR5050AWT-P-H50EB0000-N0000001
	90	300	351	152	5.39	2.34	JR5050AWT-P-U50EB0000-N0000001
4000 K	70	400	442	192	5.88	2.55	JR5050AWT-P-B40EB0000-N0000001
	80	350	414	179	5.81	2.52	JR5050AWT-P-H40EB0000-N0000001
	90	300	351	152	5.41	2.34	JR5050AWT-P-U40EB0000-N0000001
3500 K	70	350	427	185	5.77	2.50	JR5050AWT-P-B35EB0000-N0000001
	80	350	404	175	5.75	2.49	JR5050AWT-P-H35EB0000-N0000001
	90	300	341	148	5.32	2.31	JR5050AWT-P-U35EB0000-N0000001
3000 K	70	350	417	181	5.72	2.48	JR5050AWT-P-B30EB0000-N0000001
	80	350	394	171	5.69	2.47	JR5050AWT-P-H30EB0000-N0000001
	90	300	331	143	5.24	2.27	JR5050AWT-P-U30EB0000-N0000001
2700 K	70	350	402	174	5.59	2.42	JR5050AWT-P-B27EB0000-N0000001
	80	350	379	164	5.55	2.40	JR5050AWT-P-H27EB0000-N0000001
	90	250	321	139	5.14	2.23	JR5050AWT-P-U27EB0000-N0000001

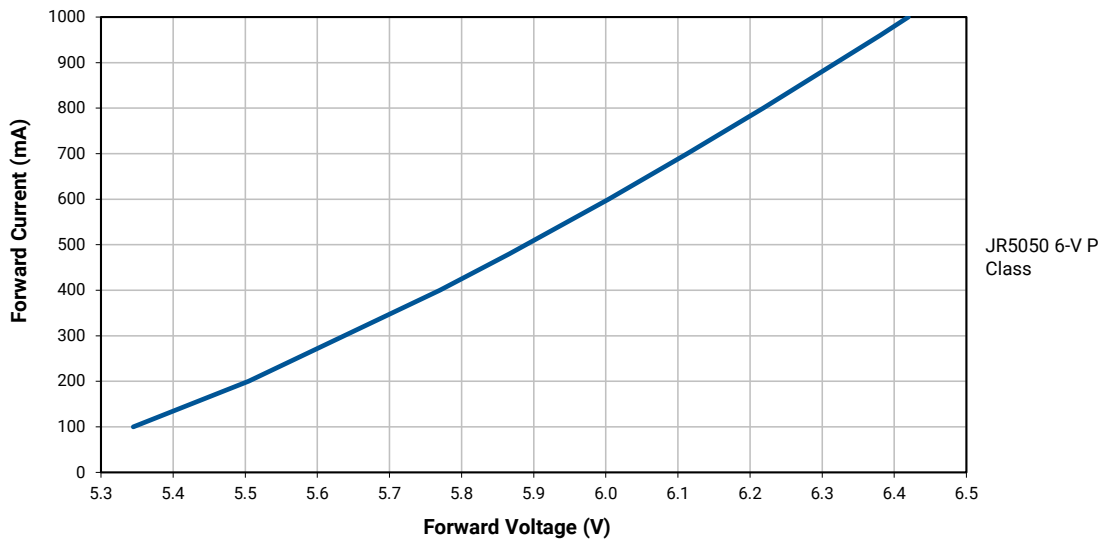
Notes:

- Cree Venture maintains a tolerance of $\pm 7\%$ on flux and power measurements, ± 0.005 on chromaticity (CCx, CCy) measurements and ± 2 on CRI measurements. See the Measurements section (page 58).
- Cree Venture J Series 5050 LED order codes specify only a minimum flux bin and not a maximum. Cree Venture may ship reels in flux bins higher than the minimum specified by the order code without advance notice. Shipments will always adhere to the chromaticity restrictions specified by the order code.
- * PPF values are calculated from luminous flux values and are for reference only.
- ** Contact your Cree LED sales representative for kitted 3-step order code details.

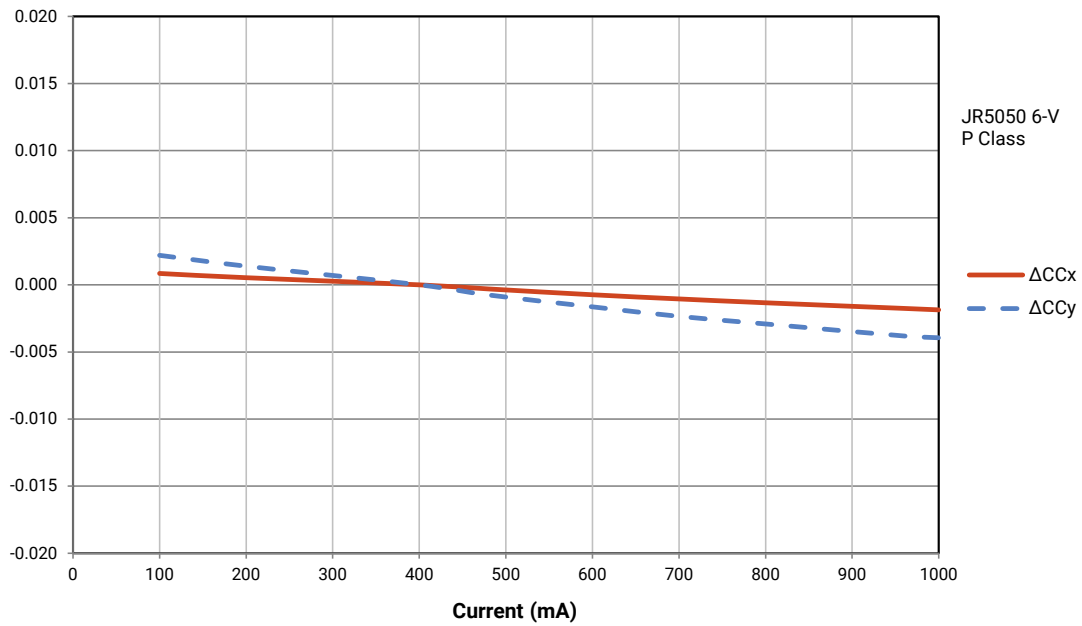
RELATIVE LUMINOUS FLUX VS. CURRENT - JR5050 6-V P CLASS



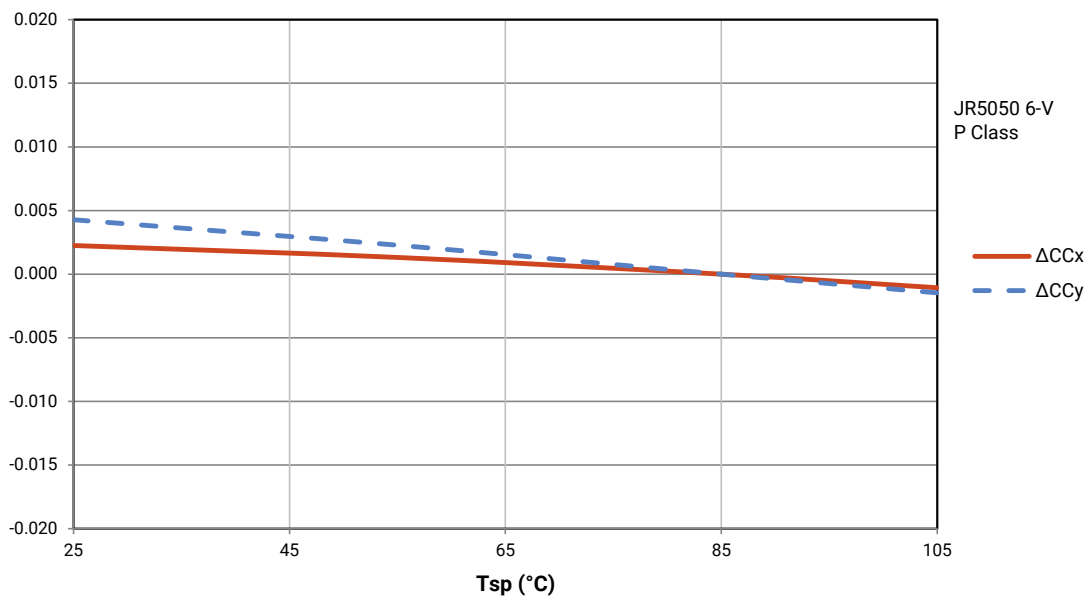
ELECTRICAL CHARACTERISTICS - JR5050 6-V P CLASS



RELATIVE CHROMATICITY VS. CURRENT - JR5050 6-V P CLASS



RELATIVE CHROMATICITY VS. TEMPERATURE - JR5050 6-V P CLASS

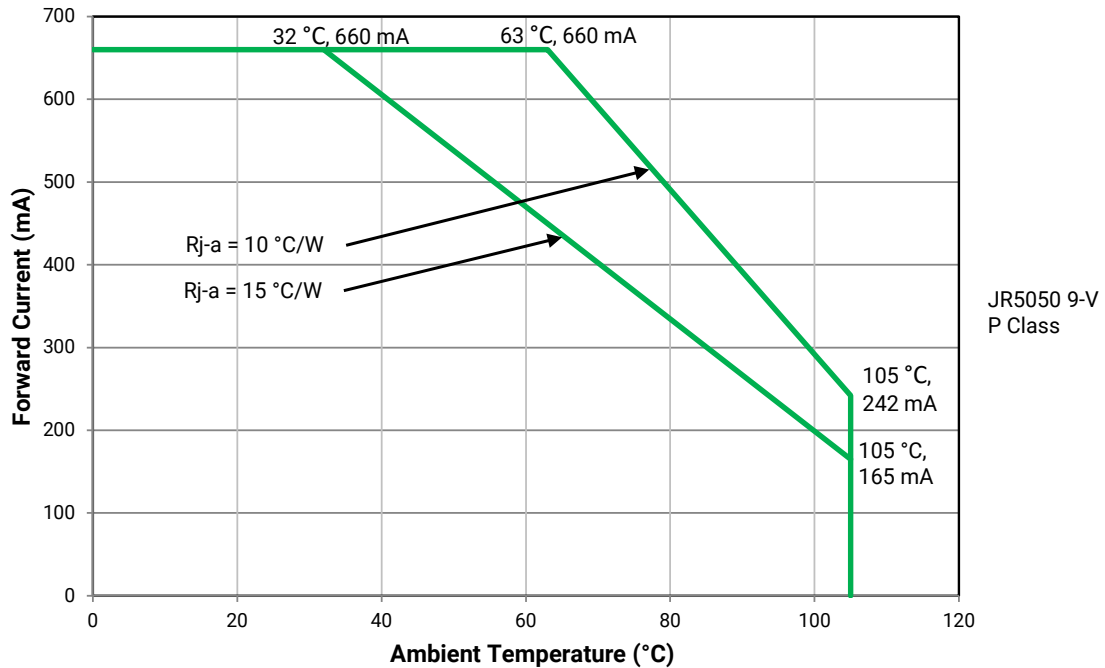


CHARACTERISTICS - JR5050 9-V P CLASS

Characteristics	Unit	Minimum	Typical	Maximum
Thermal resistance, junction to solder point	°C/W		2.7	
Viewing angle (FWHM)	degrees		120	
Temperature coefficient of voltage	mV/°C		-3.5	
ESD withstand voltage (JEDEC JS-001-2012)			Class 2	
DC forward current	mA			660
Reverse voltage	V			5
Forward voltage (@ 260 mA, 25 °C)	V		8.56	9.0
LED junction temperature	°C			125
Operating temperature	°C	-40		105

OPERATING LIMITS - JR5050 9-V P CLASS

The maximum forward current is determined by the thermal resistance between the LED junction and ambient.



FLUX CHARACTERISTICS, ORDER CODES AND BINS - JR5050 9-V P CLASS ($I_F = 260 \text{ mA}$, $T_j = 25 \text{ °C}$)

The following table provides order codes for J Series 5050 9-V P Class LEDs. For a complete description of the order code nomenclature, please see the Order Code and Bin Code Formats section (page 3). For definitions of the chromaticity kits, please see the Performance Groups - Chromaticity section (page 49).

Nominal CCT	Minimum CRI	Minimum Luminous Flux (lm) @ 25 °C	Typical Luminous Flux (lm) @ 25 °C	Typical Luminous Flux (lm) @ 85 °C*	Kitted 3-Step Order Code**
6500 K	70	350	434	398	JR5050AWT-P-B65EC0000-N0000001
	80	350	403	369	JR5050AWT-P-H65EC0000-N0000001
	90	250	342	314	JR5050AWT-P-U65EC0000-N0000001
5700 K	70	350	434	398	JR5050AWT-P-B57EC0000-N0000001
	80	350	403	369	JR5050AWT-P-H57EC0000-N0000001
	90	300	342	314	JR5050AWT-P-U57EC0000-N0000001
5000 K	70	350	434	398	JR5050AWT-P-B50EC0000-N0000001
	80	350	403	369	JR5050AWT-P-H50EC0000-N0000001
	90	300	342	314	JR5050AWT-P-U50EC0000-N0000001
4000 K	70	350	434	398	JR5050AWT-P-B40EC0000-N0000001
	80	350	403	369	JR5050AWT-P-H40EC0000-N0000001
	90	300	342	314	JR5050AWT-P-U40EC0000-N0000001
3500 K	70	350	421	386	JR5050AWT-P-B35EC0000-N0000001
	80	350	393	360	JR5050AWT-P-H35EC0000-N0000001
	90	250	320	293	JR5050AWT-P-U35EC0000-N0000001
3000 K	70	350	412	378	JR5050AWT-P-B30EC0000-N0000001
	80	300	383	351	JR5050AWT-P-H30EC0000-N0000001
	90	250	315	289	JR5050AWT-P-U30EC0000-N0000001
2700 K	70	350	395	362	JR5050AWT-P-B27EC0000-N0000001
	80	300	366	336	JR5050AWT-P-H27EC0000-N0000001
	90	250	298	273	JR5050AWT-P-U27EC0000-N0000001

Notes:

- Cree Venture maintains a tolerance of $\pm 7\%$ on flux and power measurements, ± 0.005 on chromaticity (CCx, CCy) measurements and ± 2 on CRI measurements. See the Measurements section (page 58).
- Cree Venture J Series 5050 LED order codes specify only a minimum flux bin and not a maximum. Cree Venture may ship reels in flux bins higher than the minimum specified by the order code without advance notice. Shipments will always adhere to the chromaticity restrictions specified by the order code.
- * Flux values @ 85 °C are calculated and for reference only.
- ** Contact your Cree sales representative for kitted 3-step order code details.

FLUX CHARACTERISTICS, ORDER CODES AND BINS - JR5050 9-V P CLASS FOR HORTICULTURE ($I_F = 260 \text{ mA}$, $T_j = 25 \text{ °C}$)

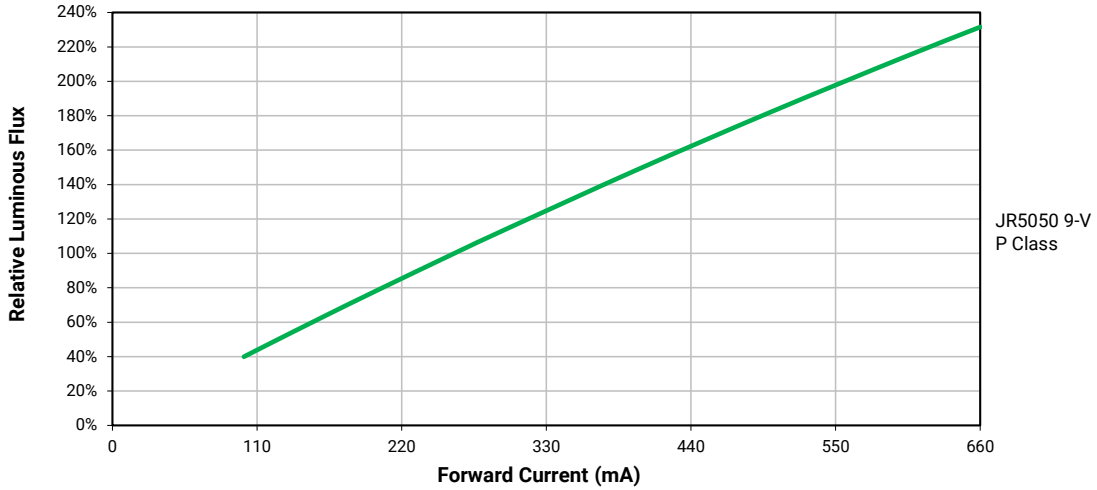
The following table provides order codes for J Series 5050 9-V P Class LEDs. For a complete description of the order code nomenclature, please see the Order Code and Bin Code Formats section (page 3). For definitions of the chromaticity kits, please see the Performance Groups - Chromaticity section (page 49).

Nominal CCT	Minimum CRI	Minimum Luminous Flux (lm) @ 25 °C	Typical Luminous Flux (lm) @ 25 °C	Typical Luminous Efficacy (lm/W)	PPF* (μmol/s)	PPF/W* (μmol/J)	Kitted 3-Step Order Code**
6500 K	70	350	434	195	6.04	2.71	JR5050AWT-P-B65EC0000-N0000001
	80	350	403	181	5.86	2.63	JR5050AWT-P-H65EC0000-N0000001
	90	250	342	154	5.48	2.46	JR5050AWT-P-U65EC0000-N0000001
5700 K	70	350	434	195	5.85	2.63	JR5050AWT-P-B57EC0000-N0000001
	80	350	403	181	5.73	2.57	JR5050AWT-P-H57EC0000-N0000001
	90	300	342	154	5.33	2.39	JR5050AWT-P-U57EC0000-N0000001
5000 K	70	350	434	195	5.76	2.59	JR5050AWT-P-B50EC0000-N0000001
	80	350	403	181	5.64	2.53	JR5050AWT-P-H50EC0000-N0000001
	90	300	342	154	5.25	2.36	JR5050AWT-P-U50EC0000-N0000001
4000 K	70	350	434	195	5.78	2.60	JR5050AWT-P-B40EC0000-N0000001
	80	350	403	181	5.66	2.54	JR5050AWT-P-H40EC0000-N0000001
	90	300	342	154	5.27	2.37	JR5050AWT-P-U40EC0000-N0000001
3500 K	70	350	421	189	5.69	2.56	JR5050AWT-P-B35EC0000-N0000001
	80	350	393	177	5.60	2.52	JR5050AWT-P-H35EC0000-N0000001
	90	250	320	144	5.00	2.24	JR5050AWT-P-U35EC0000-N0000001
3000 K	70	350	412	185	5.66	2.54	JR5050AWT-P-B30EC0000-N0000001
	80	300	383	172	5.54	2.49	JR5050AWT-P-H30EC0000-N0000001
	90	250	315	142	4.98	2.24	JR5050AWT-P-U30EC0000-N0000001
2700 K	70	350	395	177	5.50	2.47	JR5050AWT-P-B27EC0000-N0000001
	80	300	366	164	5.36	2.41	JR5050AWT-P-H27EC0000-N0000001
	90	250	298	134	4.77	2.14	JR5050AWT-P-U27EC0000-N0000001

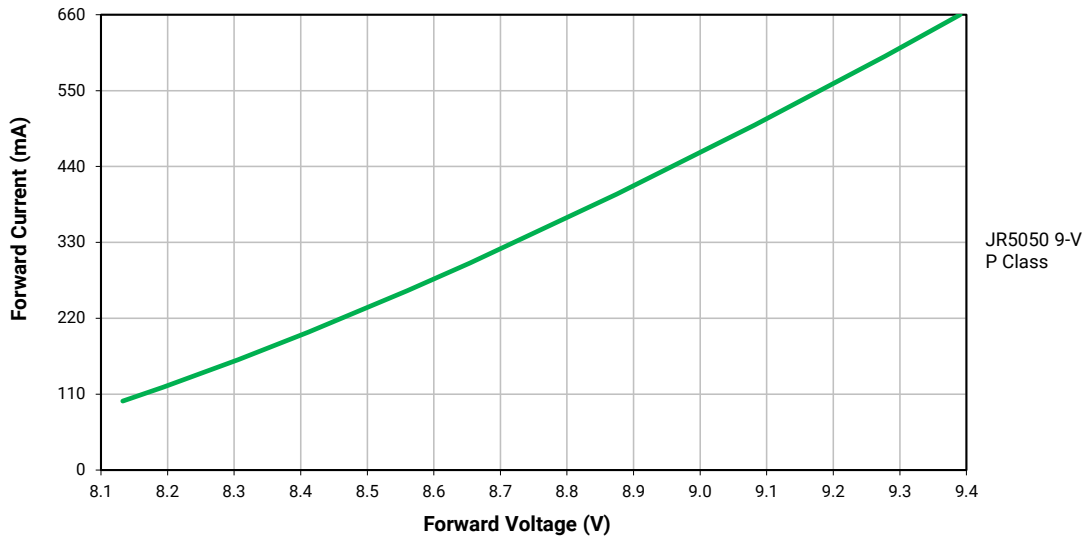
Notes:

- Cree Venture maintains a tolerance of ±7% on flux and power measurements, ±0.005 on chromaticity (CCx, CCy) measurements and ±2 on CRI measurements. See the Measurements section (page 58).
- Cree Venture J Series 5050 LED order codes specify only a minimum flux bin and not a maximum. Cree Venture may ship reels in flux bins higher than the minimum specified by the order code without advance notice. Shipments will always adhere to the chromaticity restrictions specified by the order code.
- * PPF values are calculated from luminous flux values and are for reference only.
- ** Contact your Cree LED sales representative for kitted 3-step order code details.

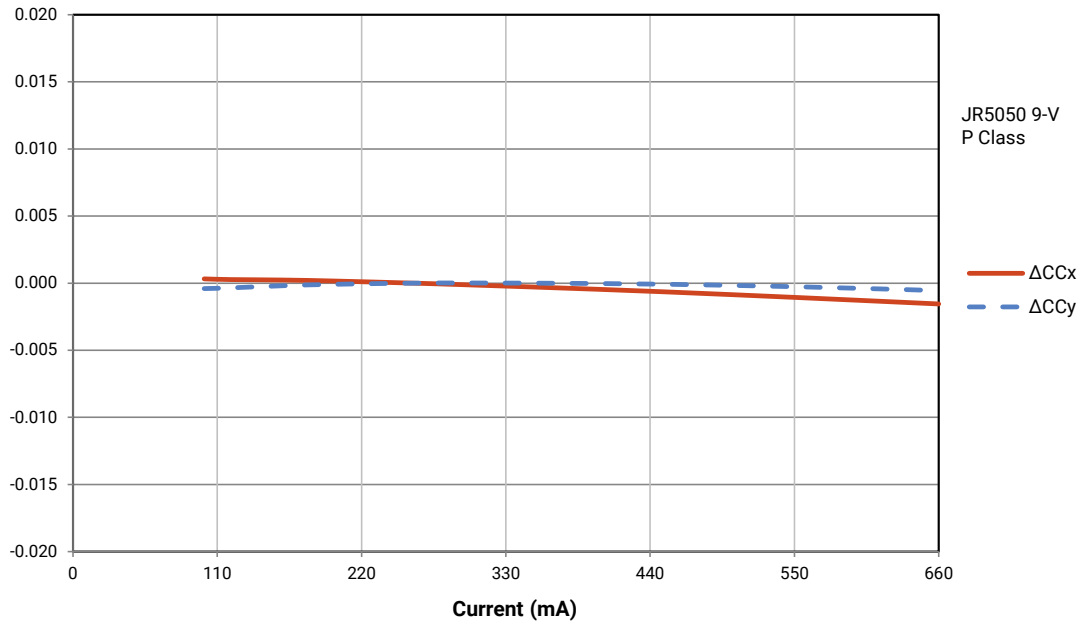
RELATIVE LUMINOUS FLUX VS. CURRENT - JR5050 9-V P CLASS



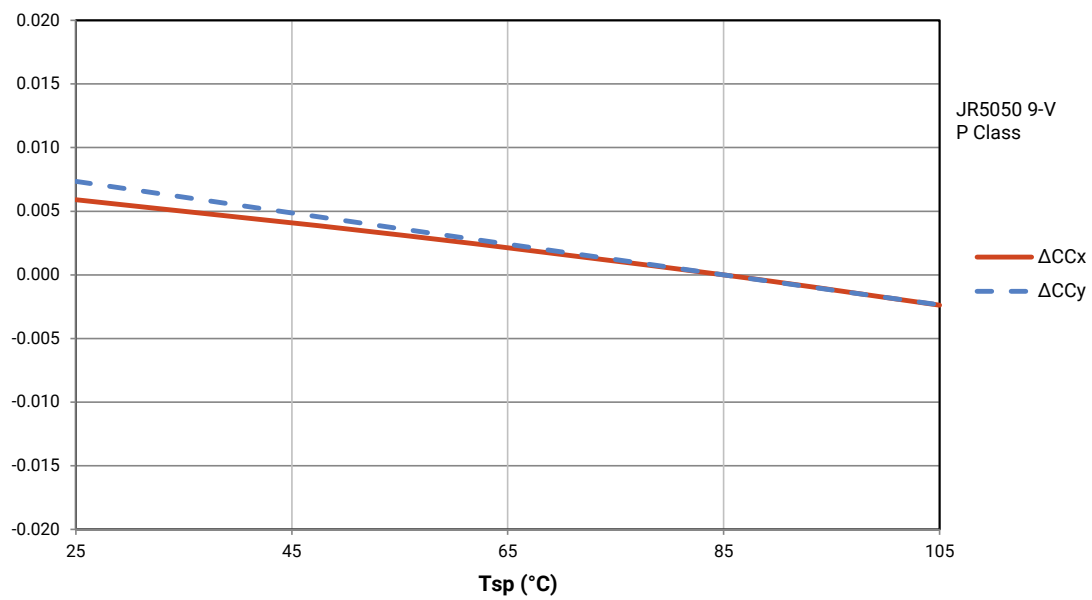
ELECTRICAL CHARACTERISTICS - JR5050 9-V P CLASS



RELATIVE CHROMATICITY VS. CURRENT - JR5050 6-V P CLASS



RELATIVE CHROMATICITY VS. TEMPERATURE - JR5050 9-V P CLASS

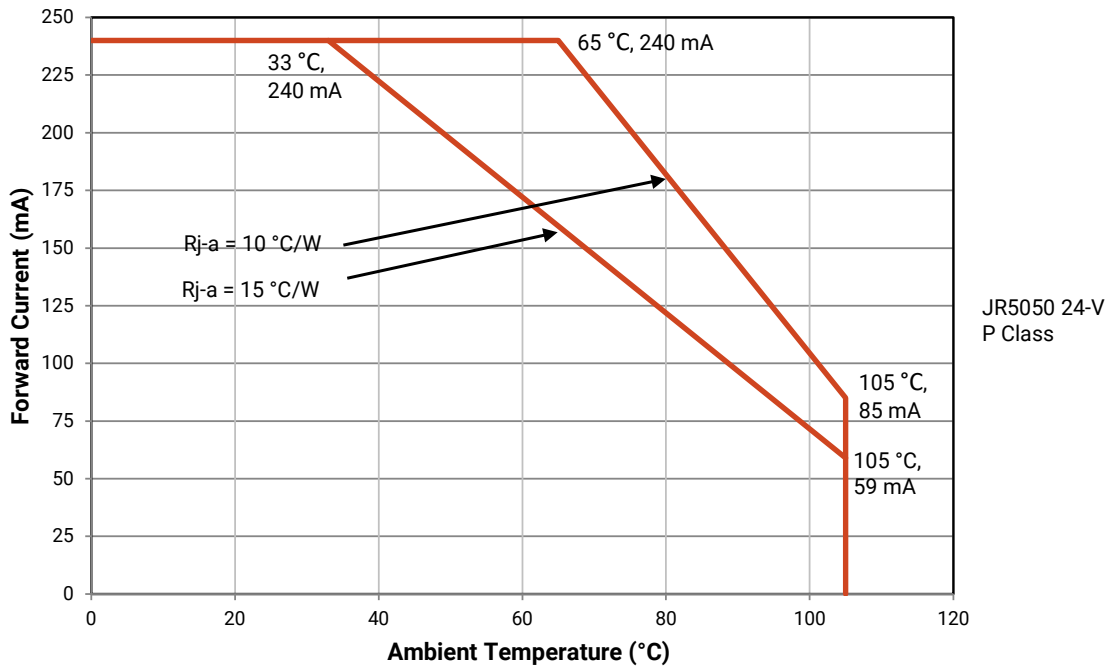


CHARACTERISTICS - JR5050 24-V P CLASS

Characteristics	Unit	Minimum	Typical	Maximum
Thermal resistance, junction to solder point	°C/W		3.2	
Viewing angle (FWHM)	degrees		120	
Temperature coefficient of voltage	mV/°C		-8.5	
ESD withstand voltage (JEDEC JS-001-2012)			Class 2	
DC forward current	mA			240
Reverse voltage	V			5
Forward voltage (@ 100 mA, 25 °C)	V		23.08	24.5
LED junction temperature	°C			125
Operating temperature	°C	-40		105

OPERATING LIMITS - JR5050 24-V P CLASS

The maximum forward current is determined by the thermal resistance between the LED junction and ambient.



FLUX CHARACTERISTICS, ORDER CODES AND BINS - JR5050 24-V P CLASS ($I_F = 100 \text{ mA}$, $T_j = 25 \text{ °C}$)

The following table provides order codes for J Series 5050 24-V P Class LEDs. For a complete description of the order code nomenclature, please see the Order Code and Bin Code Formats section (page 3). For definitions of the chromaticity kits, please see the Performance Groups - Chromaticity section (page 49).

Nominal CCT	Minimum CRI	Minimum Luminous Flux (lm) @ 25 °C	Typical Luminous Flux (lm) @ 25 °C	Typical Luminous Flux (lm) @ 85 °C*	Kitted 3-Step Order Code**
6500 K	70	400	442	405	JR5050AWT-P-B65EH0000-N0000001
	80	350	414	380	JR5050AWT-P-H65EH0000-N0000001
	90	300	351	322	JR5050AWT-P-U65EH0000-N0000001
5700 K	70	400	442	405	JR5050AWT-P-B57EH0000-N0000001
	80	350	414	380	JR5050AWT-P-H57EH0000-N0000001
	90	300	351	322	JR5050AWT-P-U57EH0000-N0000001
5000 K	70	400	442	405	JR5050AWT-P-B50EH0000-N0000001
	80	350	414	380	JR5050AWT-P-H50EH0000-N0000001
	90	300	351	322	JR5050AWT-P-U50EH0000-N0000001
4000 K	70	400	442	405	JR5050AWT-P-B40EH0000-N0000001
	80	350	414	380	JR5050AWT-P-H40EH0000-N0000001
	90	300	351	322	JR5050AWT-P-U40EH0000-N0000001
3500 K	70	350	427	392	JR5050AWT-P-B35EH0000-N0000001
	80	350	404	371	JR5050AWT-P-H35EH0000-N0000001
	90	300	341	313	JR5050AWT-P-U35EH0000-N0000001
3000 K	70	350	417	383	JR5050AWT-P-B30EH0000-N0000001
	80	350	394	361	JR5050AWT-P-H30EH0000-N0000001
	90	300	331	304	JR5050AWT-P-U30EH0000-N0000001
2700 K	70	350	402	369	JR5050AWT-P-B27EH0000-N0000001
	80	350	379	348	JR5050AWT-P-H27EH0000-N0000001
	90	250	321	294	JR5050AWT-P-U27EH0000-N0000001

Notes:

- Cree Venture maintains a tolerance of $\pm 7\%$ on flux and power measurements, ± 0.005 on chromaticity (CCx, CCy) measurements and ± 2 on CRI measurements. See the Measurements section (page 58).
- Cree Venture J Series 5050 LED order codes specify only a minimum flux bin and not a maximum. Cree Venture may ship reels in flux bins higher than the minimum specified by the order code without advance notice. Shipments will always adhere to the chromaticity restrictions specified by the order code.
- * Flux values @ 85 °C are calculated and for reference only.
- ** Contact your Cree sales representative for kitted 3-step order code details.

FLUX CHARACTERISTICS, ORDER CODES AND BINS - JR5050 24-V P CLASS FOR HORTICULTURE (I_F = 100 mA, T_J = 25 °C)

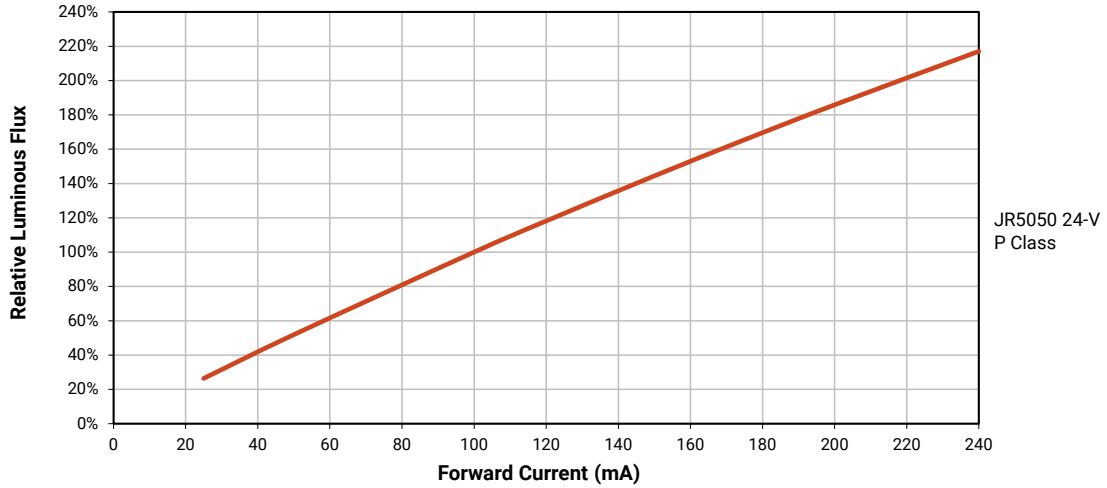
The following table provides order codes for J Series 5050 24-V P Class LEDs. For a complete description of the order code nomenclature, please see the Order Code and Bin Code Formats section (page 3). For definitions of the chromaticity kits, please see the Performance Groups - Chromaticity section (page 49).

Nominal CCT	Minimum CRI	Minimum Luminous Flux (lm) @ 25 °C	Typical Luminous Flux (lm) @ 25 °C	Typical Luminous Efficacy (lm/W)	PPF* (μmol/s)	PPF/W* (μmol/J)	Kitted 3-Step Order Code**
6500 K	70	400	442	192	6.15	2.67	JR5050AWT-P-B65EH0000-N0000001
	80	350	414	179	6.02	2.61	JR5050AWT-P-H65EH0000-N0000001
	90	300	351	152	5.62	2.43	JR5050AWT-P-U65EH0000-N0000001
5700 K	70	400	442	192	5.96	2.58	JR5050AWT-P-B57EH0000-N0000001
	80	350	414	179	5.88	2.55	JR5050AWT-P-H57EH0000-N0000001
	90	300	351	152	5.47	2.37	JR5050AWT-P-U57EH0000-N0000001
5000 K	70	400	442	192	5.86	2.54	JR5050AWT-P-B50EH0000-N0000001
	80	350	414	179	5.79	2.51	JR5050AWT-P-H50EH0000-N0000001
	90	300	351	152	5.39	2.34	JR5050AWT-P-U50EH0000-N0000001
4000 K	70	400	442	192	5.88	2.55	JR5050AWT-P-B40EH0000-N0000001
	80	350	414	179	5.81	2.52	JR5050AWT-P-H40EH0000-N0000001
	90	300	351	152	5.41	2.34	JR5050AWT-P-U40EH0000-N0000001
3500 K	70	350	427	185	5.77	2.50	JR5050AWT-P-B35EH0000-N0000001
	80	350	404	175	5.75	2.49	JR5050AWT-P-H35EH0000-N0000001
	90	300	341	148	5.32	2.31	JR5050AWT-P-U35EH0000-N0000001
3000 K	70	350	417	181	5.72	2.48	JR5050AWT-P-B30EH0000-N0000001
	80	350	394	171	5.69	2.47	JR5050AWT-P-H30EH0000-N0000001
	90	300	331	143	5.24	2.27	JR5050AWT-P-U30EH0000-N0000001
2700 K	70	350	402	174	5.59	2.42	JR5050AWT-P-B27EH0000-N0000001
	80	350	379	164	5.55	2.40	JR5050AWT-P-H27EH0000-N0000001
	90	250	321	139	5.14	2.23	JR5050AWT-P-U27EH0000-N0000001

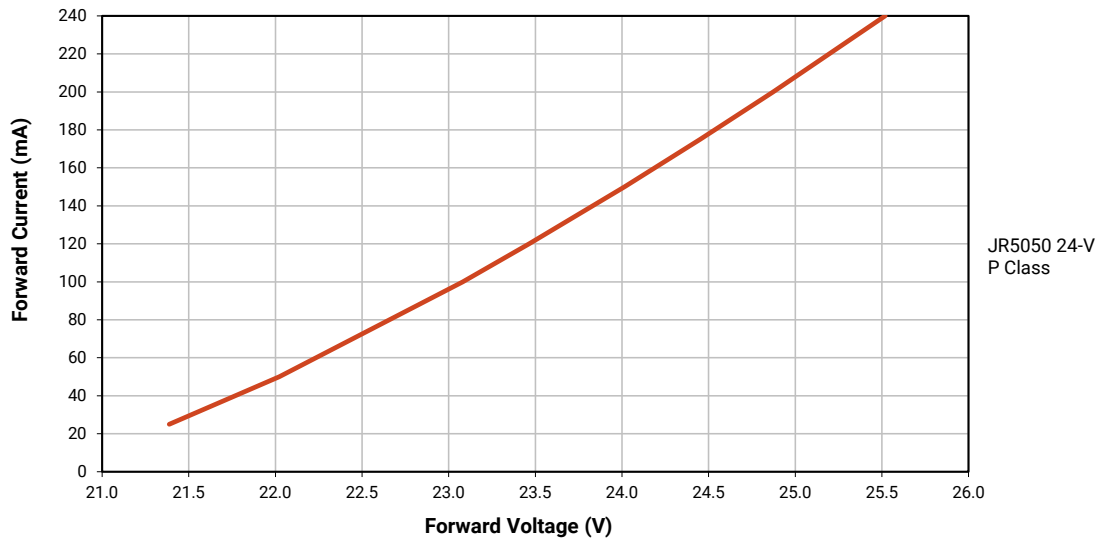
Notes:

- Cree Venture maintains a tolerance of ±7% on flux and power measurements, ±0.005 on chromaticity (CCx, CCy) measurements and ±2 on CRI measurements. See the Measurements section (page 58).
- Cree Venture J Series 5050 LED order codes specify only a minimum flux bin and not a maximum. Cree Venture may ship reels in flux bins higher than the minimum specified by the order code without advance notice. Shipments will always adhere to the chromaticity restrictions specified by the order code.
- * PPF values are calculated from luminous flux values and are for reference only.
- ** Contact your Cree LED sales representative for kitted 3-step order code details.

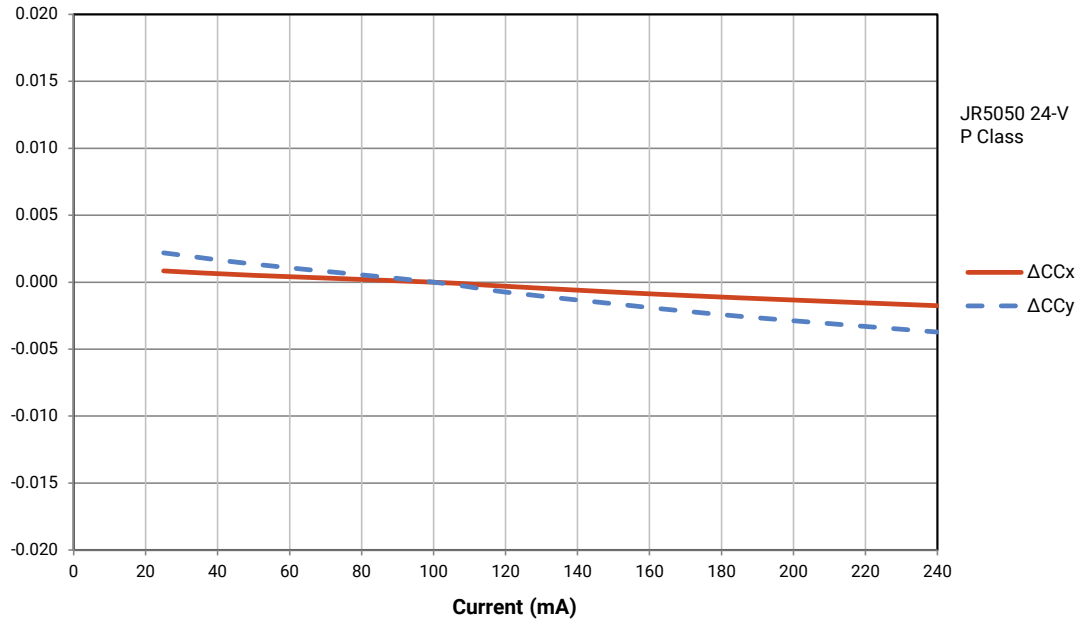
RELATIVE LUMINOUS FLUX VS. CURRENT - JR5050 24-V P CLASS



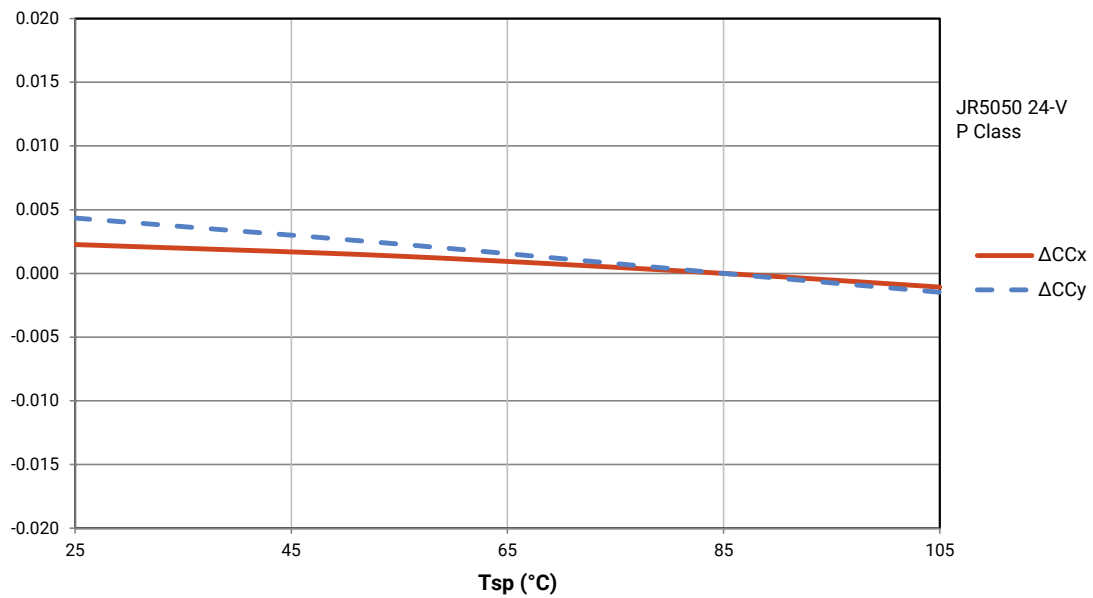
ELECTRICAL CHARACTERISTICS - JR5050 24-V P CLASS



RELATIVE CHROMATICITY VS. CURRENT - JR5050 24-V P CLASS



RELATIVE CHROMATICITY VS. TEMPERATURE - JR5050 24-V P CLASS

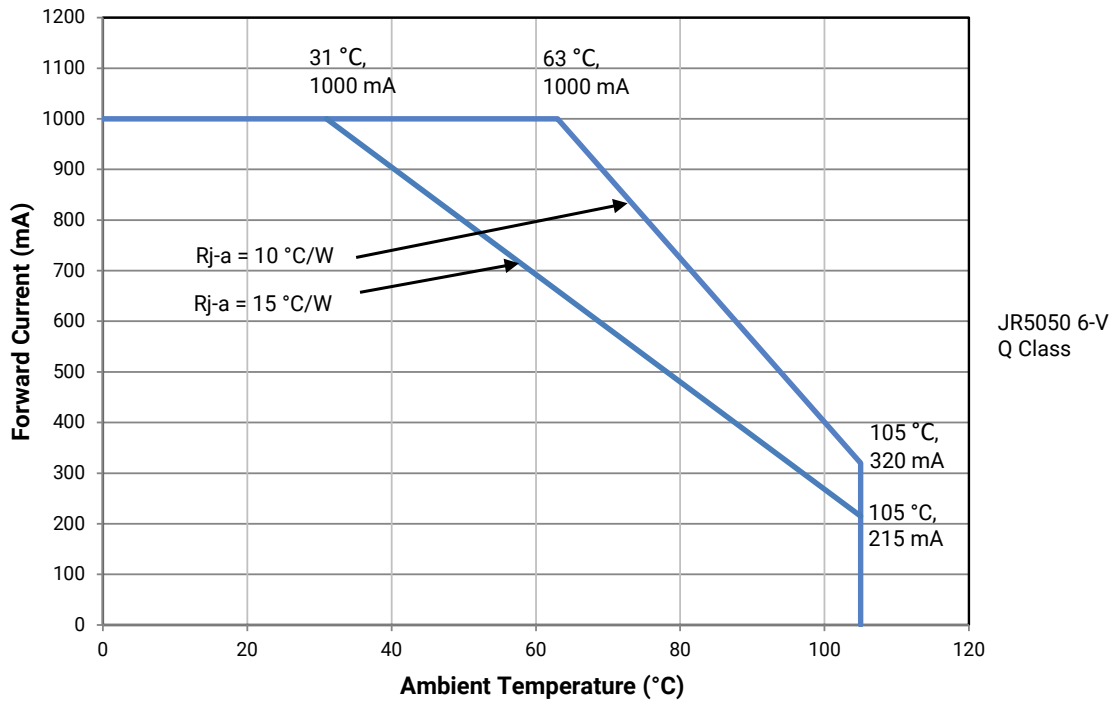


CHARACTERISTICS - JR5050 6-V Q CLASS

Characteristics	Unit	Minimum	Typical	Maximum
Thermal resistance, junction to solder point	°C/W		3	
Viewing angle (FWHM)	degrees		120	
Temperature coefficient of voltage	mV/°C		-2	
ESD withstand voltage (JEDEC JS-001-2012)			Class 2	
DC forward current	mA			1000
Reverse voltage	V			5
Forward voltage (@ 400 mA, 25 °C)	V		5.8	6.0
LED junction temperature	°C			125
Operating temperature	°C	-40		105

OPERATING LIMITS - JR5050 6-V Q CLASS

The maximum forward current is determined by the thermal resistance between the LED junction and ambient.



FLUX CHARACTERISTICS, ORDER CODES AND BINS - JR5050 6-V Q CLASS ($I_f = 400 \text{ mA}$, $T_j = 25 \text{ °C}$)

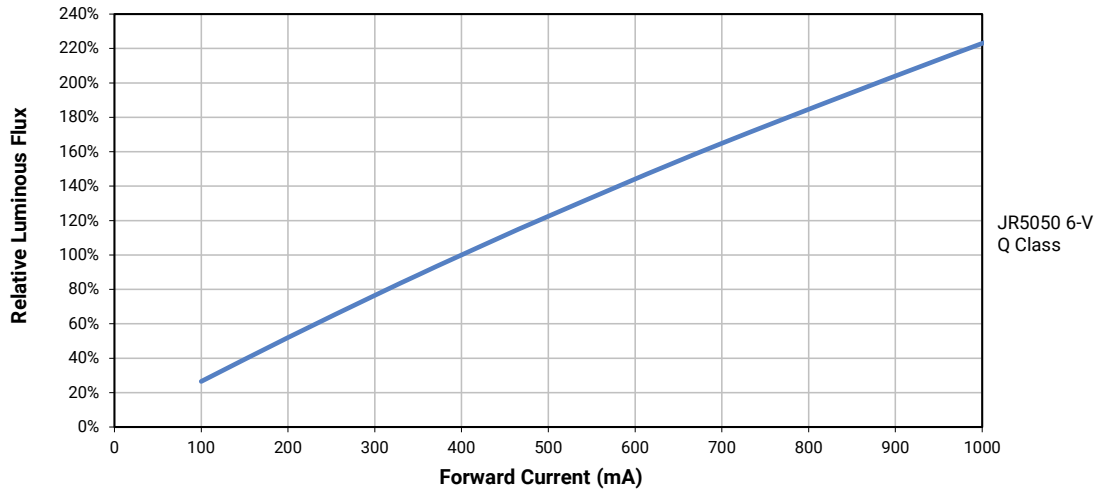
The following table provides order codes for J Series 5050 6-V Q Class LEDs. For a complete description of the order code nomenclature, please see the Order Code and Bin Code Formats section (page 3). For definitions of the chromaticity kits, please see the Performance Groups - Chromaticity section (page 49).

Nominal CCT	Minimum CRI [◇]	Minimum Luminous Flux (lm) @ 25 °C	Typical Luminous Flux (lm) @ 25 °C	Typical Luminous Flux (lm) @ 85 °C*	Kitted 3-Step Order Code**
6500 K	70	350	415	376	JR5050AWT-Q-B65EB0000-N0000001
	80	350	395	358	JR5050AWT-Q-H65EB0000-N0000001
	90	300	335	304	JR5050AWT-Q-U65EB0000-N0000001
5700 K	70	350	425	385	JR5050AWT-Q-B57EB0000-N0000001
	80	350	405	367	JR5050AWT-Q-H57EB0000-N0000001
	90	300	345	313	JR5050AWT-Q-U57EB0000-N0000001
5000 K	70	350	425	385	JR5050AWT-Q-B50EB0000-N0000001
	80	350	405	367	JR5050AWT-Q-H50EB0000-N0000001
	90	300	345	313	JR5050AWT-Q-U50EB0000-N0000001
4000 K	70	350	425	385	JR5050AWT-Q-B40EB0000-N0000001
	80	350	405	367	JR5050AWT-Q-H40EB0000-N0000001
	90	300	345	313	JR5050AWT-Q-U40EB0000-N0000001
3500 K	70	350	410	372	JR5050AWT-Q-B35EB0000-N0000001
	80	350	395	358	JR5050AWT-Q-H35EB0000-N0000001
	90	300	330	299	JR5050AWT-Q-U35EB0000-N0000001
3000 K	70	350	405	367	JR5050AWT-Q-B30EB0000-N0000001
	80	350	385	349	JR5050AWT-Q-H30EB0000-N0000001
	90	250	320	290	JR5050AWT-Q-U30EB0000-N0000001
2700 K	70	350	385	349	JR5050AWT-Q-B27EB0000-N0000001
	80	300	365	331	JR5050AWT-Q-H27EB0000-N0000001
	90	250	305	277	JR5050AWT-Q-U27EB0000-N0000001

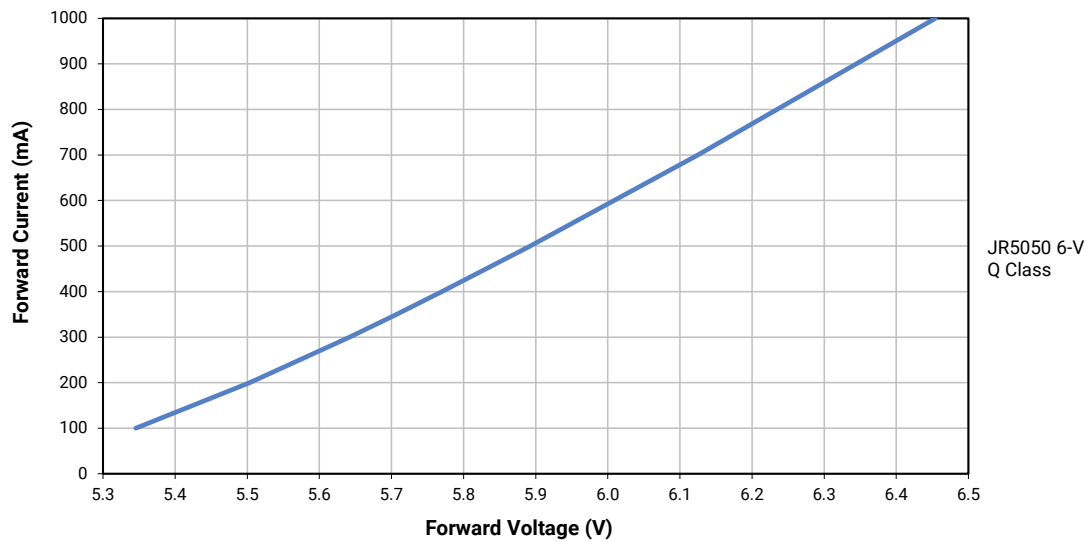
Notes:

- Cree Venture maintains a tolerance of $\pm 7\%$ on flux and power measurements, ± 0.005 on chromaticity (CCx, CCy) measurements and ± 2 on CRI measurements. See the Measurements section (page 58).
- Cree Venture J Series 5050 LED order codes specify only a minimum flux bin and not a maximum. Cree Venture may ship reels in flux bins higher than the minimum specified by the order code without advance notice. Shipments will always adhere to the chromaticity restrictions specified by the order code.
- ◇ CRI R9 minimum is 0 for 80 CRI minimum LEDs and 50 for 90 CRI minimum LEDs, with a ± 3 tolerance.
- * Flux values @ 85 °C are calculated and for reference only.
- ** Contact your Cree sales representative for kitted 3-step order code details.

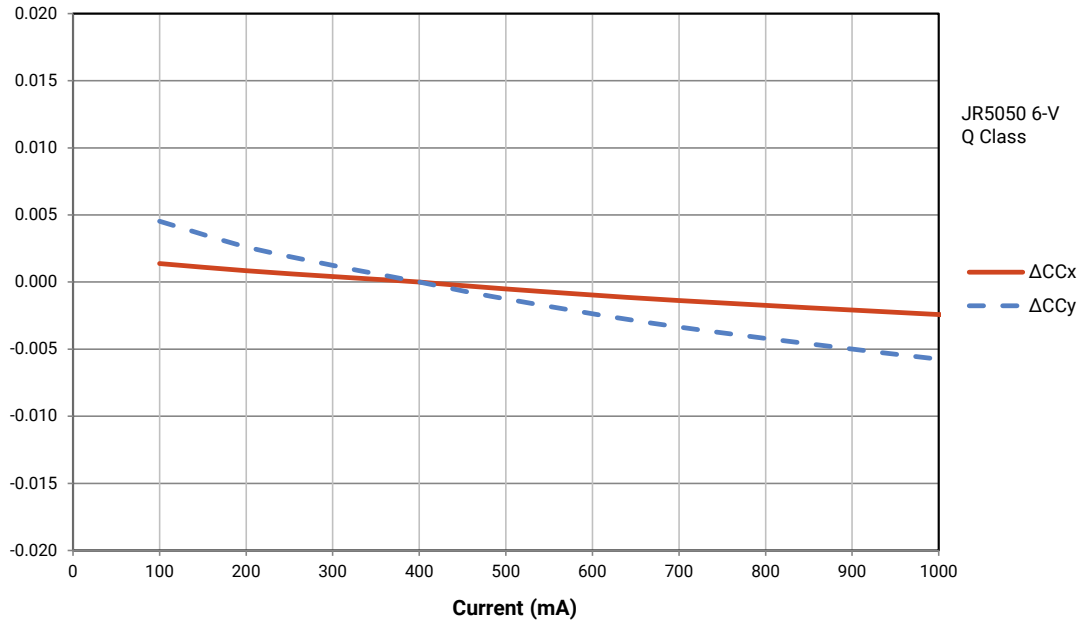
RELATIVE LUMINOUS FLUX VS. CURRENT - JR5050 6-V Q CLASS



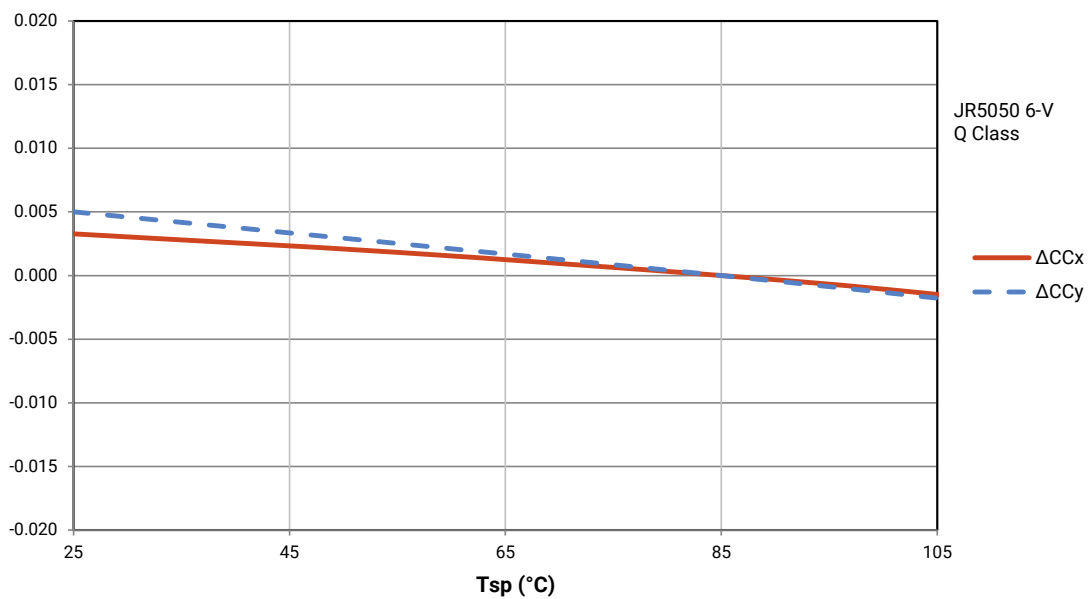
ELECTRICAL CHARACTERISTICS - JR5050 6-V Q CLASS



RELATIVE CHROMATICITY VS. CURRENT - JR5050 6-V Q CLASS



RELATIVE CHROMATICITY VS. TEMPERATURE - JR5050 6-V Q CLASS

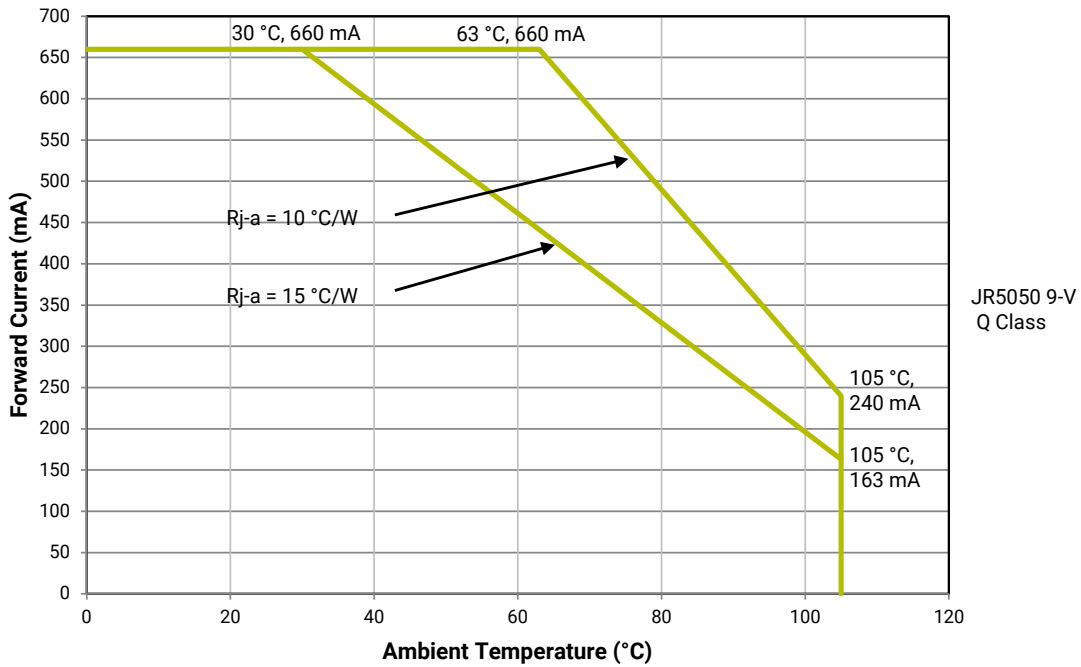


CHARACTERISTICS - JR5050 9-V Q CLASS

Characteristics	Unit	Minimum	Typical	Maximum
Thermal resistance, junction to solder point	°C/W		3	
Viewing angle (FWHM)	degrees		120	
Temperature coefficient of voltage	mV/°C		-2.7	
ESD withstand voltage (JEDEC JS-001-2012)			Class 2	
DC forward current	mA			660
Reverse voltage	V			5
Forward voltage (@ 260 mA, 25 °C)	V		8.6	9.5
LED junction temperature	°C			125
Operating temperature	°C	-40		105

OPERATING LIMITS - JR5050 9-V Q CLASS

The maximum forward current is determined by the thermal resistance between the LED junction and ambient.



FLUX CHARACTERISTICS, ORDER CODES AND BINS - JR5050 9-V Q CLASS ($I_F = 260 \text{ mA}$, $T_J = 25 \text{ °C}$)

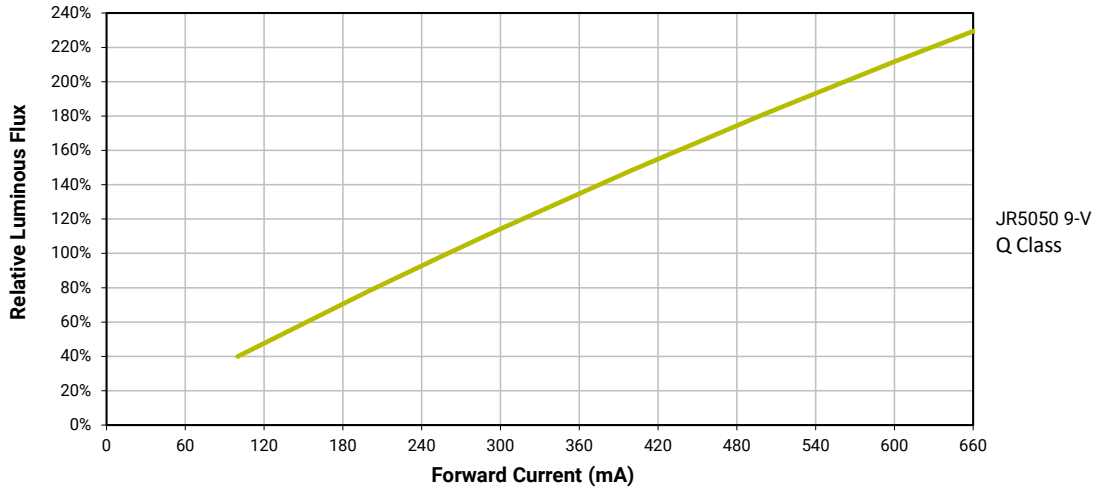
The following table provides order codes for J Series 5050 9-V Q Class LEDs. For a complete description of the order code nomenclature, please see the Order Code and Bin Code Formats section (page 3). For definitions of the chromaticity kits, please see the Performance Groups - Chromaticity section (page 49).

Nominal CCT	Minimum CRI [◇]	Minimum Luminous Flux (lm) @ 25 °C	Typical Luminous Flux (lm) @ 25 °C	Typical Luminous Flux (lm) @ 85 °C*	Kitted 3-Step Order Code**
6500 K	70	350	405	368	JR5050AWT-Q-B65EC0000-N0000001
	80	300	380	345	JR5050AWT-Q-H65EC0000-N0000001
	90	250	322	293	JR5050AWT-Q-U65EC0000-N0000001
5700 K	70	350	415	377	JR5050AWT-Q-B57EC0000-N0000001
	80	300	390	355	JR5050AWT-Q-H57EC0000-N0000001
	90	250	332	302	JR5050AWT-Q-U57EC0000-N0000001
5000 K	70	350	415	377	JR5050AWT-Q-B50EC0000-N0000001
	80	300	390	355	JR5050AWT-Q-H50EC0000-N0000001
	90	250	332	302	JR5050AWT-Q-U50EC0000-N0000001
4000 K	70	350	415	377	JR5050AWT-Q-B40EC0000-N0000001
	80	300	390	355	JR5050AWT-Q-H40EC0000-N0000001
	90	250	332	302	JR5050AWT-Q-U40EC0000-N0000001
3500 K	70	350	405	368	JR5050AWT-Q-B35EC0000-N0000001
	80	300	380	345	JR5050AWT-Q-H35EC0000-N0000001
	90	250	322	293	JR5050AWT-Q-U35EC0000-N0000001
3000 K	70	350	395	359	JR5050AWT-Q-B30EC0000-N0000001
	80	300	372	338	JR5050AWT-Q-H30EC0000-N0000001
	90	250	317	288	JR5050AWT-Q-U30EC0000-N0000001
2700 K	70	300	375	341	JR5050AWT-Q-B27EC0000-N0000001
	80	300	355	323	JR5050AWT-Q-H27EC0000-N0000001
	90	250	300	273	JR5050AWT-Q-U27EC0000-N0000001

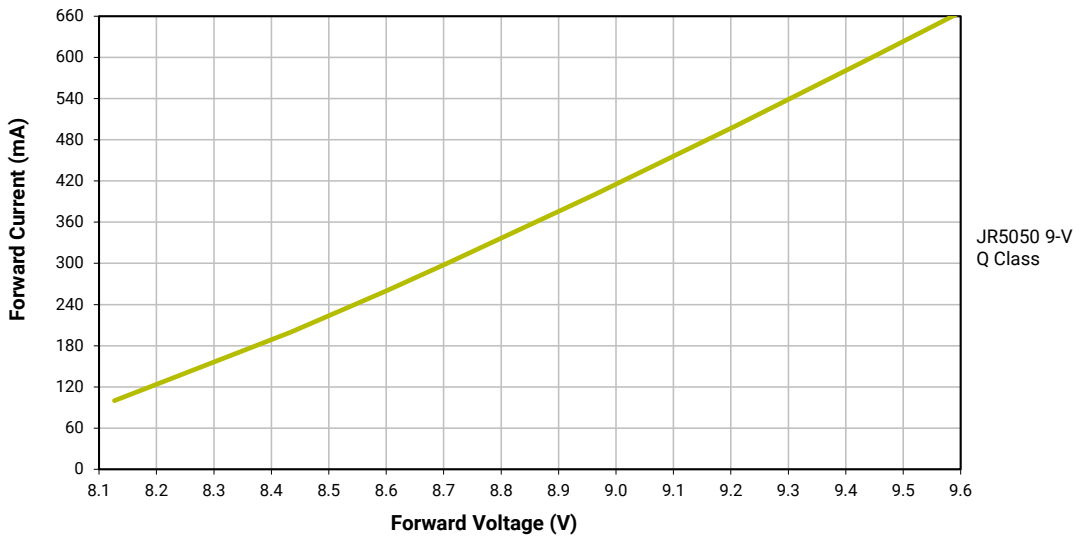
Notes:

- Cree Venture maintains a tolerance of $\pm 7\%$ on flux and power measurements, ± 0.005 on chromaticity (CCx, CCy) measurements and ± 2 on CRI measurements. See the Measurements section (page 58).
- Cree Venture J Series 5050 LED order codes specify only a minimum flux bin and not a maximum. Cree Venture may ship reels in flux bins higher than the minimum specified by the order code without advance notice. Shipments will always adhere to the chromaticity restrictions specified by the order code.
- ◇ CRI R9 minimum is 0 for 80 CRI minimum LEDs and 50 for 90 CRI minimum LEDs, with a ± 3 tolerance.
- * Flux values @ 85 °C are calculated and for reference only.
- ** Contact your Cree sales representative for kitted 3-step order code details.

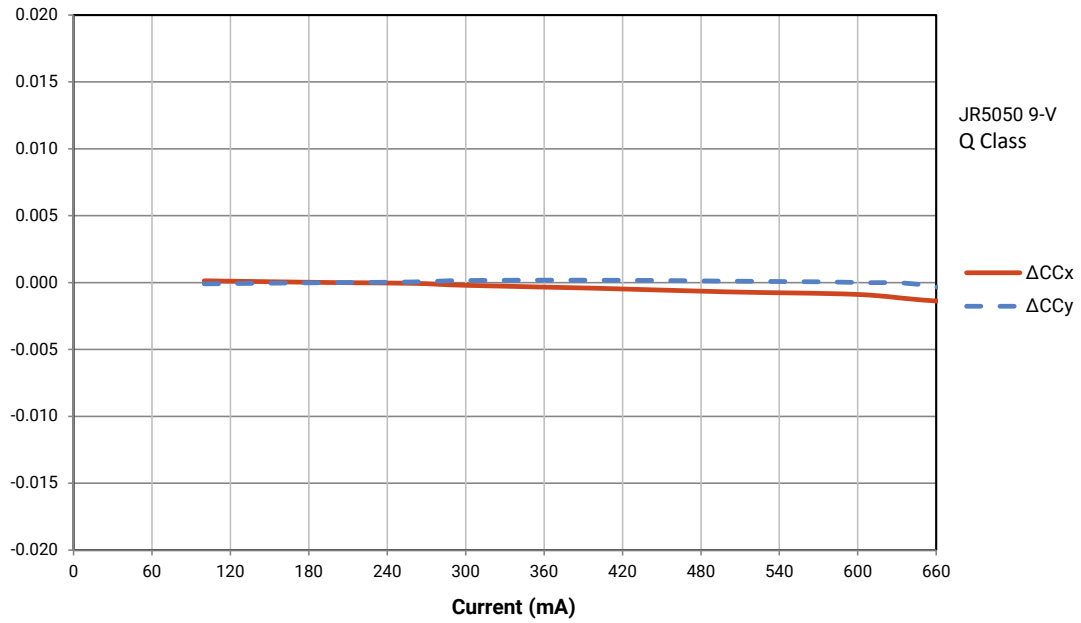
RELATIVE LUMINOUS FLUX VS. CURRENT - JR5050 9-V Q CLASS



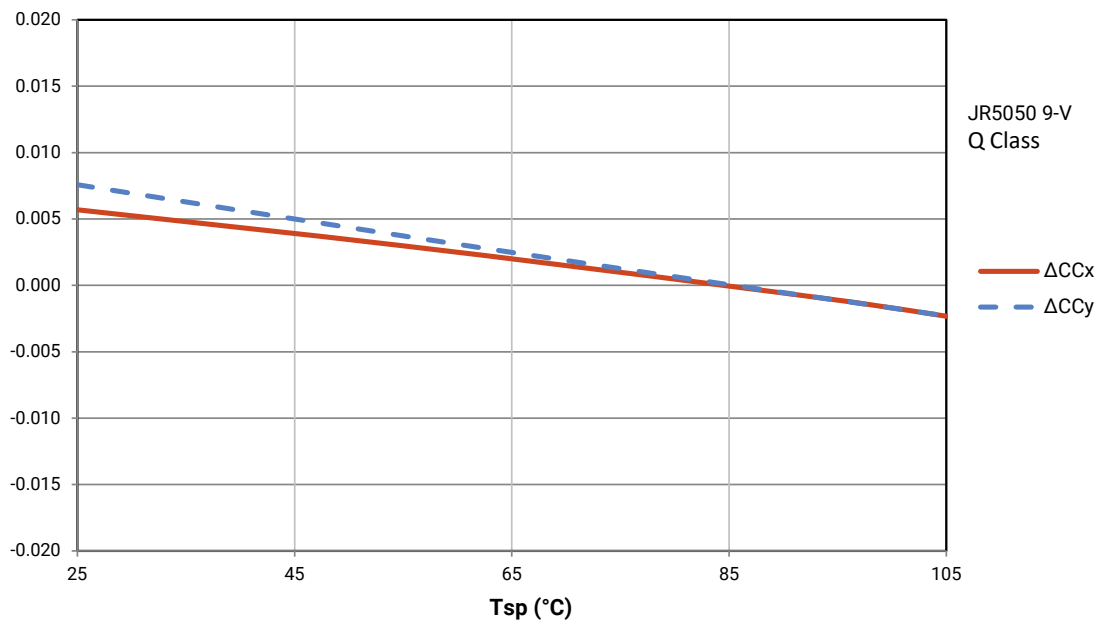
ELECTRICAL CHARACTERISTICS - JR5050 9-V Q CLASS



RELATIVE CHROMATICITY VS. CURRENT - JR5050 9-V Q CLASS



RELATIVE CHROMATICITY VS. TEMPERATURE - JR5050 9-V Q CLASS

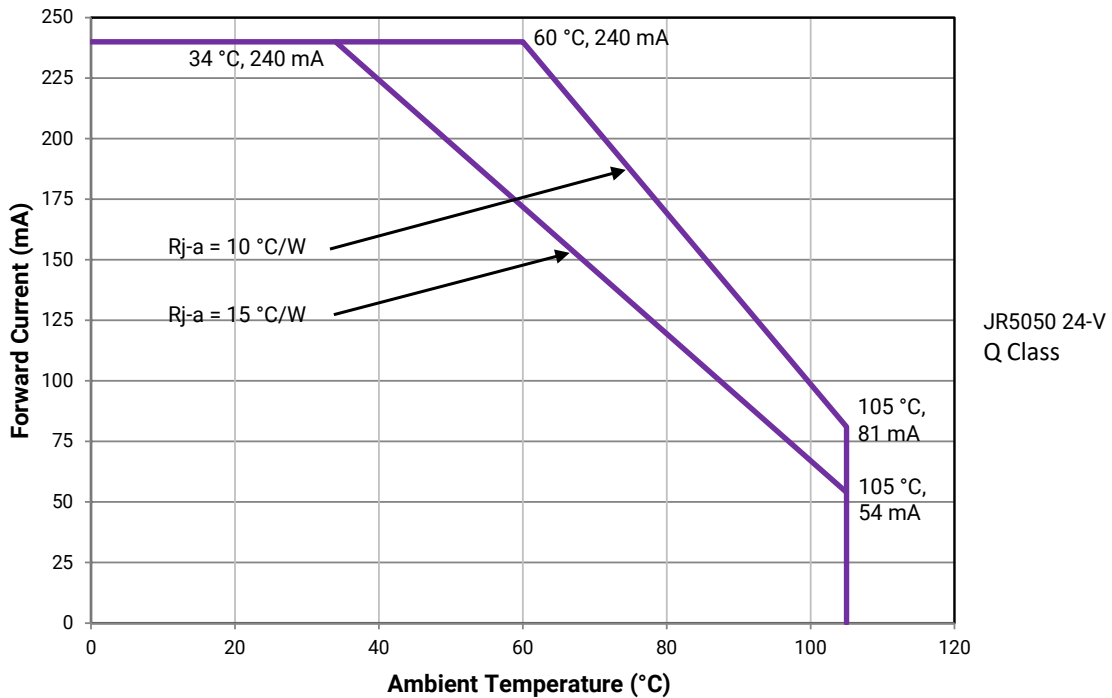


CHARACTERISTICS - JR5050 24-V Q CLASS

Characteristics	Unit	Minimum	Typical	Maximum
Thermal resistance, junction to solder point	°C/W		3	
Viewing angle (FWHM)	degrees		120	
Temperature coefficient of voltage	mV/°C		-6.7	
ESD withstand voltage (JEDEC JS-001-2012)			Class 2	
DC forward current	mA			240
Reverse voltage	V			5
Forward voltage (@ 100 mA, 25 °C)	V		23.5	24.5
LED junction temperature	°C			125
Operating temperature	°C	-40		105

OPERATING LIMITS - JR5050 24-V Q CLASS

The maximum forward current is determined by the thermal resistance between the LED junction and ambient.



FLUX CHARACTERISTICS, ORDER CODES AND BINS - JR5050 24-V Q CLASS ($I_F = 100 \text{ mA}$, $T_J = 25 \text{ °C}$)

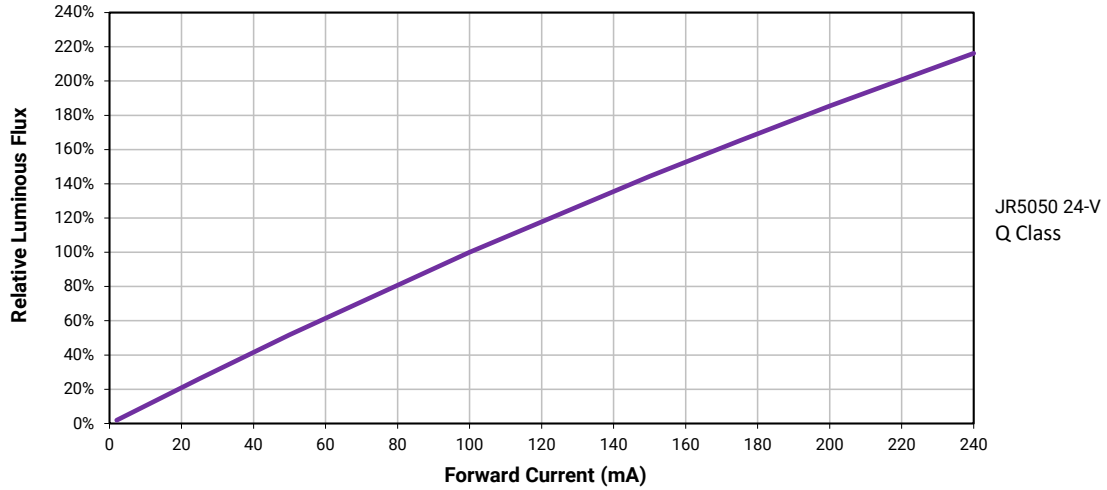
The following table provides order codes for J Series 5050 24-V Q Class LEDs. For a complete description of the order code nomenclature, please see the Order Code and Bin Code Formats section (page 3). For definitions of the chromaticity kits, please see the Performance Groups - Chromaticity section (page 49).

Nominal CCT	Minimum CRI [◇]	Minimum Luminous Flux (lm) @ 25 °C	Typical Luminous Flux (lm) @ 25 °C	Typical Luminous Flux (lm) @ 85 °C*	Kitted 3-Step Order Code**
6500 K	70	350	430	392	JR5050AWT-Q-B65EH0000-N0000001
	80	350	405	369	JR5050AWT-Q-H65EH0000-N0000001
	90	300	345	315	JR5050AWT-Q-U65EH0000-N0000001
5700 K	70	350	430	392	JR5050AWT-Q-B57EH0000-N0000001
	80	350	405	369	JR5050AWT-Q-H57EH0000-N0000001
	90	300	345	315	JR5050AWT-Q-U57EH0000-N0000001
5000 K	70	350	430	392	JR5050AWT-Q-B50EH0000-N0000001
	80	350	405	369	JR5050AWT-Q-H50EH0000-N0000001
	90	300	345	315	JR5050AWT-Q-U50EH0000-N0000001
4000 K	70	350	430	392	JR5050AWT-Q-B40EH0000-N0000001
	80	350	405	369	JR5050AWT-Q-H40EH0000-N0000001
	90	300	345	315	JR5050AWT-Q-U40EH0000-N0000001
3500 K	70	350	420	383	JR5050AWT-Q-B35EH0000-N0000001
	80	350	395	360	JR5050AWT-Q-H35EH0000-N0000001
	90	300	335	305	JR5050AWT-Q-U35EH0000-N0000001
3000 K	70	350	410	374	JR5050AWT-Q-B30EH0000-N0000001
	80	300	385	351	JR5050AWT-Q-H30EH0000-N0000001
	90	250	325	296	JR5050AWT-Q-U30EH0000-N0000001
2700 K	70	350	395	360	JR5050AWT-Q-B27EH0000-N0000001
	80	300	370	337	JR5050AWT-Q-H27EH0000-N0000001
	90	250	315	287	JR5050AWT-Q-U27EH0000-N0000001

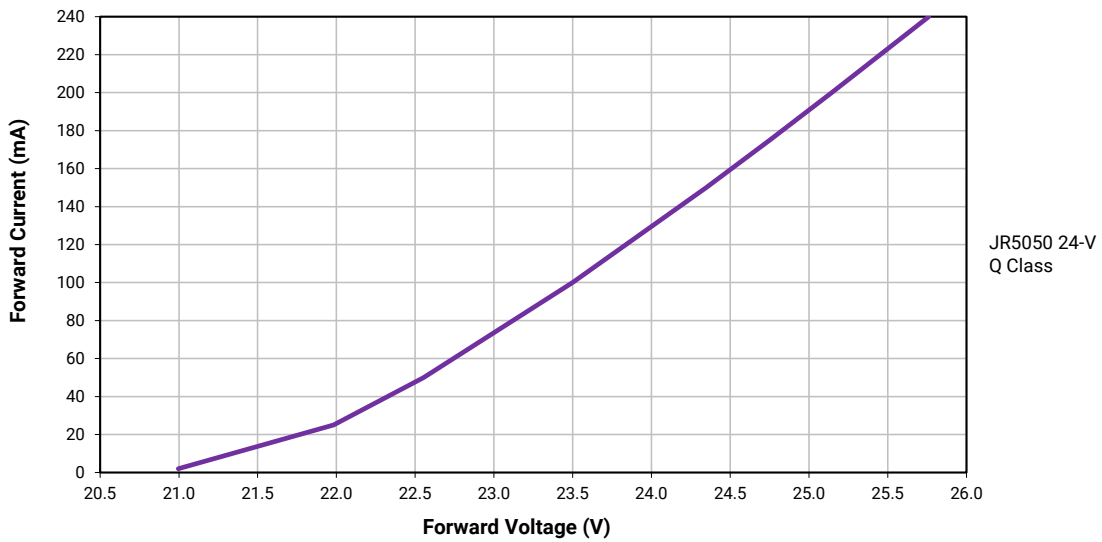
Notes:

- Cree Venture maintains a tolerance of $\pm 7\%$ on flux and power measurements, ± 0.005 on chromaticity (CCx, CCy) measurements and ± 2 on CRI measurements. See the Measurements section (page 58).
- Cree Venture J Series 5050 LED order codes specify only a minimum flux bin and not a maximum. Cree Venture may ship reels in flux bins higher than the minimum specified by the order code without advance notice. Shipments will always adhere to the chromaticity restrictions specified by the order code.
- ◇ CRI R9 minimum is 0 for 80 CRI minimum LEDs and 50 for 90 CRI minimum LEDs, with a ± 3 tolerance.
- * Flux values @ 85 °C are calculated and for reference only.
- ** Contact your Cree sales representative for kitted 3-step order code details.

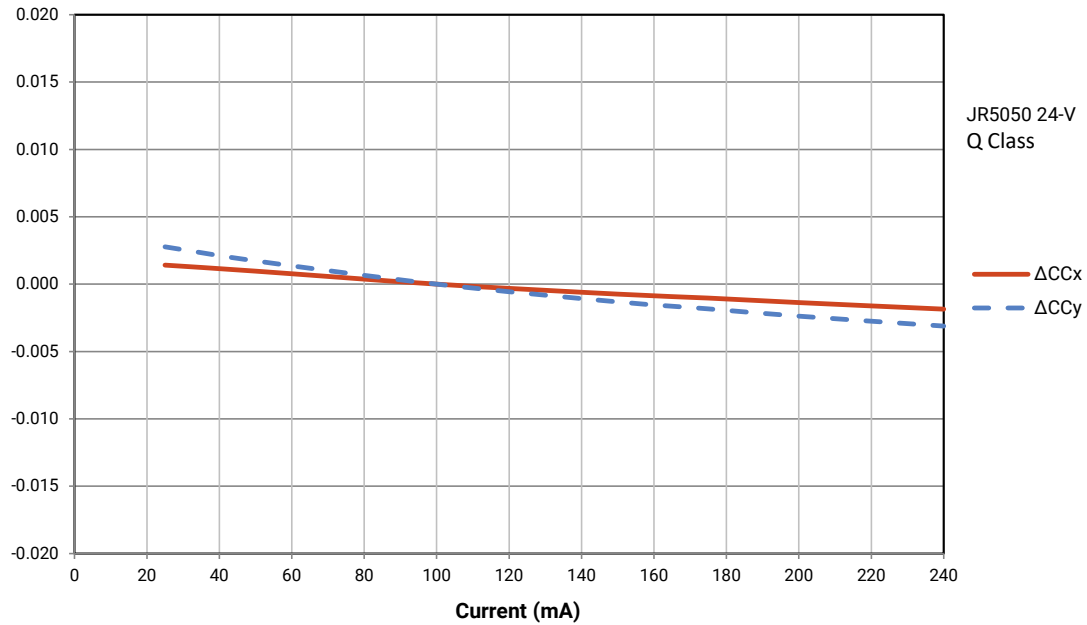
RELATIVE LUMINOUS FLUX VS. CURRENT - JR5050 24-V Q CLASS



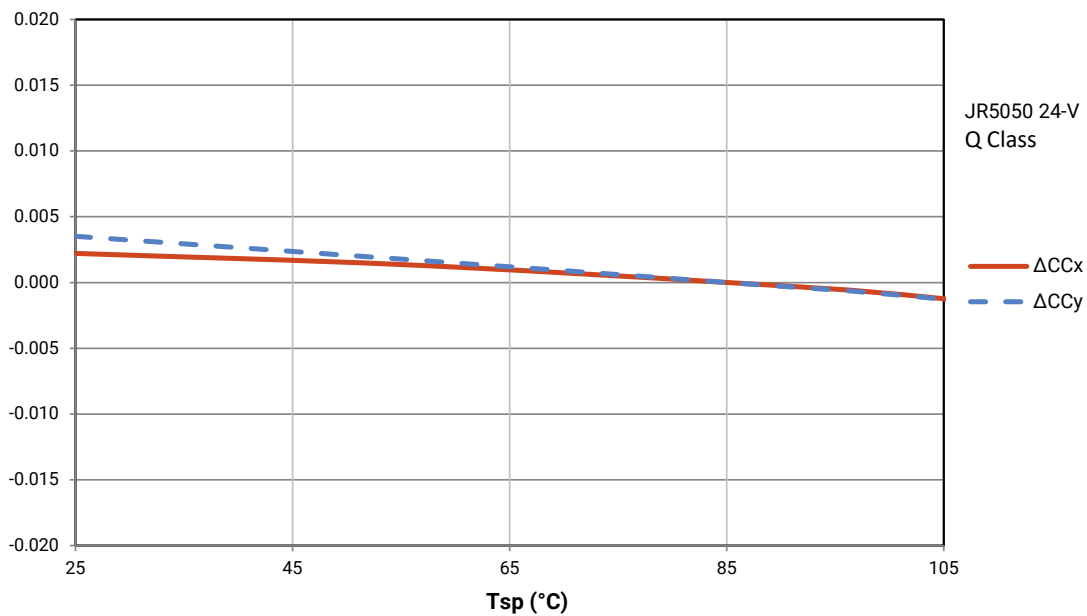
ELECTRICAL CHARACTERISTICS - JR5050 24-V Q CLASS



RELATIVE CHROMATICITY VS. CURRENT - JR5050 24-V Q CLASS



RELATIVE CHROMATICITY VS. TEMPERATURE - JR5050 24-V Q CLASS

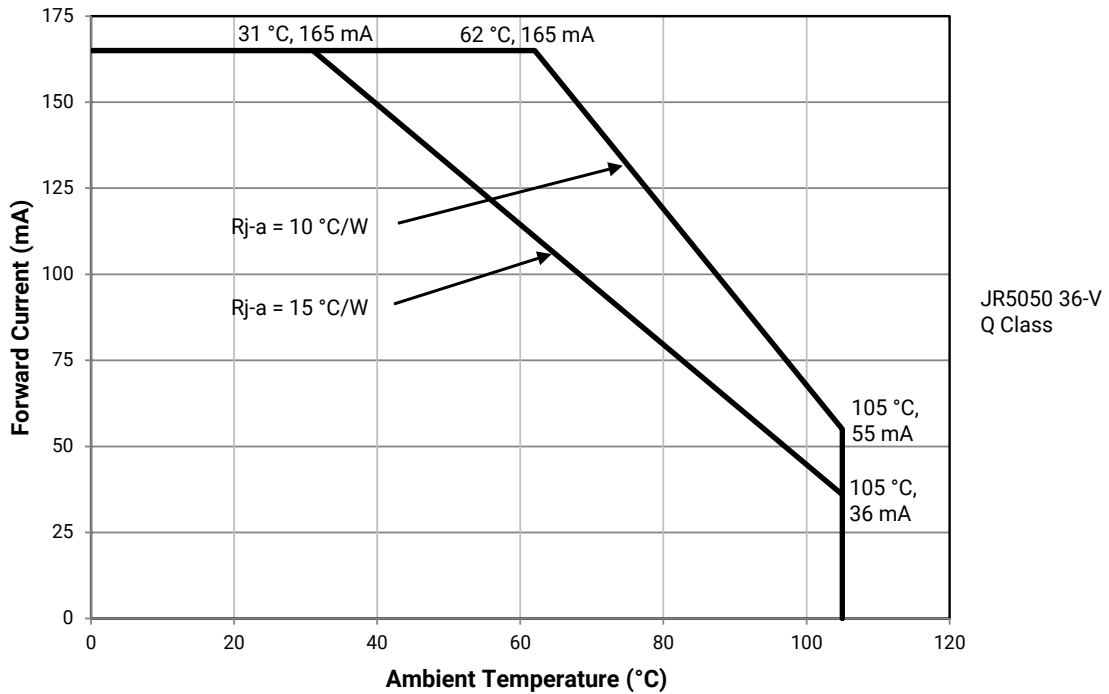


CHARACTERISTICS - JR5050 36-V Q CLASS

Characteristics	Unit	Minimum	Typical	Maximum
Thermal resistance, junction to solder point	°C/W		3	
Viewing angle (FWHM)	degrees		120	
Temperature coefficient of voltage	mV/°C		-10	
ESD withstand voltage (JEDEC JS-001-2012)			Class 2	
DC forward current	mA			165
Reverse voltage	V			5
Forward voltage (@ 65 mA, 25 °C)	V		34.5	36.0
LED junction temperature	°C			125
Operating temperature	°C	-40		105

OPERATING LIMITS - JR5050 36-V Q CLASS

The maximum forward current is determined by the thermal resistance between the LED junction and ambient.



FLUX CHARACTERISTICS, ORDER CODES AND BINS - JR5050 36-V Q CLASS ($I_F = 65 \text{ mA}$, $T_J = 25 \text{ °C}$)

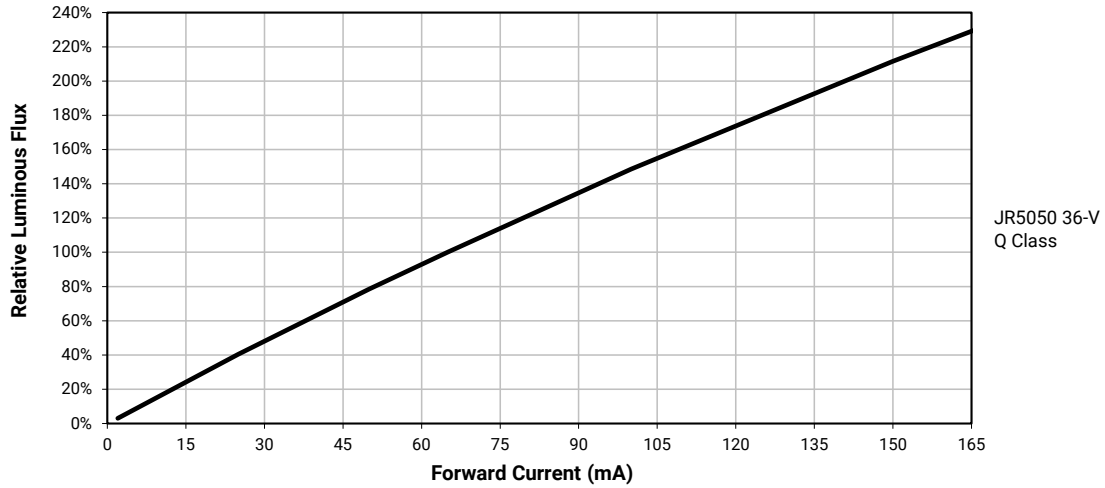
The following table provides order codes for J Series 5050 36-V Q Class LEDs. For a complete description of the order code nomenclature, please see the Order Code and Bin Code Formats section (page 3). For definitions of the chromaticity kits, please see the Performance Groups - Chromaticity section (page 49).

Nominal CCT	Minimum CRI [◇]	Minimum Luminous Flux (lm) @ 25 °C	Typical Luminous Flux (lm) @ 25 °C	Typical Luminous Flux (lm) @ 85 °C*	Kitted 3-Step Order Code**
6500 K	70	350	405	368	JR5050AWT-Q-B65EN0000-N0000001
	80	300	380	345	JR5050AWT-Q-H65EN0000-N0000001
	90	250	322	293	JR5050AWT-Q-U65EN0000-N0000001
5700 K	70	350	415	377	JR5050AWT-Q-B57EN0000-N0000001
	80	300	390	355	JR5050AWT-Q-H57EN0000-N0000001
	90	250	332	302	JR5050AWT-Q-U57EN0000-N0000001
5000 K	70	350	415	377	JR5050AWT-Q-B50EN0000-N0000001
	80	300	390	355	JR5050AWT-Q-H50EN0000-N0000001
	90	250	332	302	JR5050AWT-Q-U50EN0000-N0000001
4000 K	70	350	415	377	JR5050AWT-Q-B40EN0000-N0000001
	80	300	390	355	JR5050AWT-Q-H40EN0000-N0000001
	90	250	332	302	JR5050AWT-Q-U40EN0000-N0000001
3500 K	70	350	405	368	JR5050AWT-Q-B35EN0000-N0000001
	80	300	380	345	JR5050AWT-Q-H35EN0000-N0000001
	90	250	322	293	JR5050AWT-Q-U35EN0000-N0000001
3000 K	70	350	395	359	JR5050AWT-Q-B30EN0000-N0000001
	80	300	372	338	JR5050AWT-Q-H30EN0000-N0000001
	90	250	317	288	JR5050AWT-Q-U30EN0000-N0000001
2700 K	70	300	375	341	JR5050AWT-Q-B27EN0000-N0000001
	80	300	355	323	JR5050AWT-Q-H27EN0000-N0000001
	90	250	300	273	JR5050AWT-Q-U27EN0000-N0000001

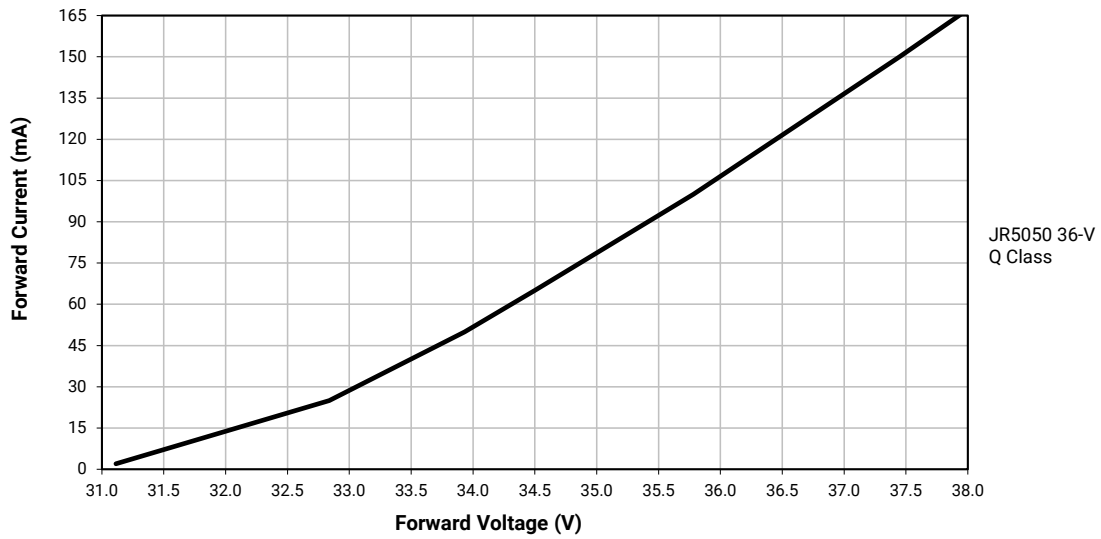
Notes:

- Cree Venture maintains a tolerance of ±7% on flux and power measurements, ±0.005 on chromaticity (CCx, CCy) measurements and ±2 on CRI measurements. See the Measurements section (page 58).
- Cree Venture J Series 5050 LED order codes specify only a minimum flux bin and not a maximum. Cree Venture may ship reels in flux bins higher than the minimum specified by the order code without advance notice. Shipments will always adhere to the chromaticity restrictions specified by the order code.
- ◇ CRI R9 minimum is 0 for 80 CRI minimum LEDs and 50 for 90 CRI minimum LEDs, with a ±3 tolerance.
- * Flux values @ 85 °C are calculated and for reference only.
- ** Contact your Cree sales representative for kitted 3-step order code details.

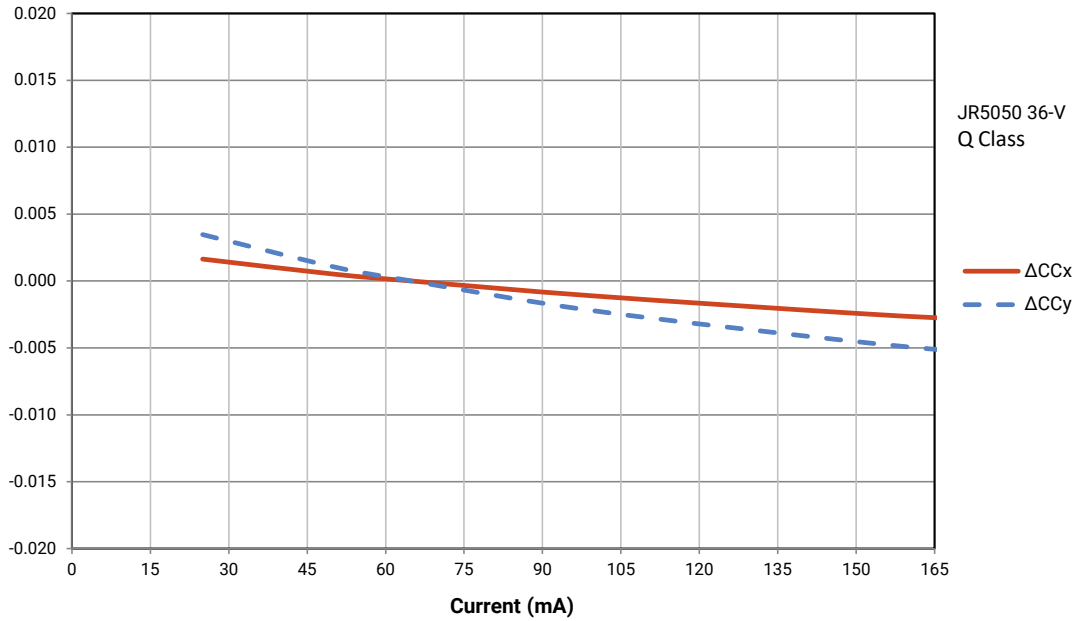
RELATIVE LUMINOUS FLUX VS. CURRENT - JR5050 36-V Q CLASS



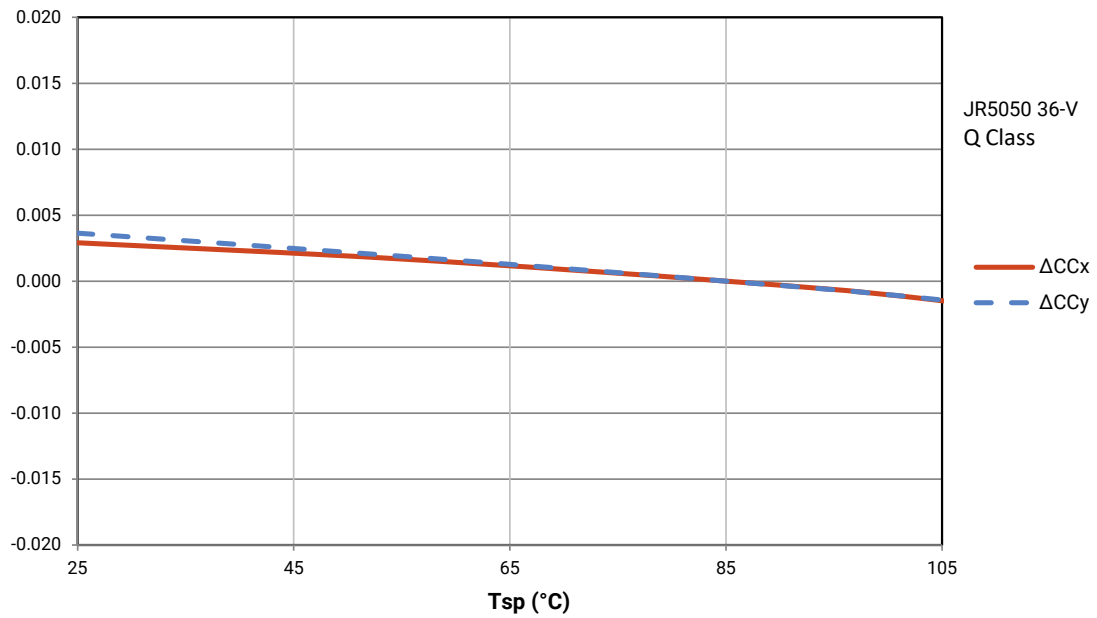
ELECTRICAL CHARACTERISTICS - JR5050 36-V Q CLASS



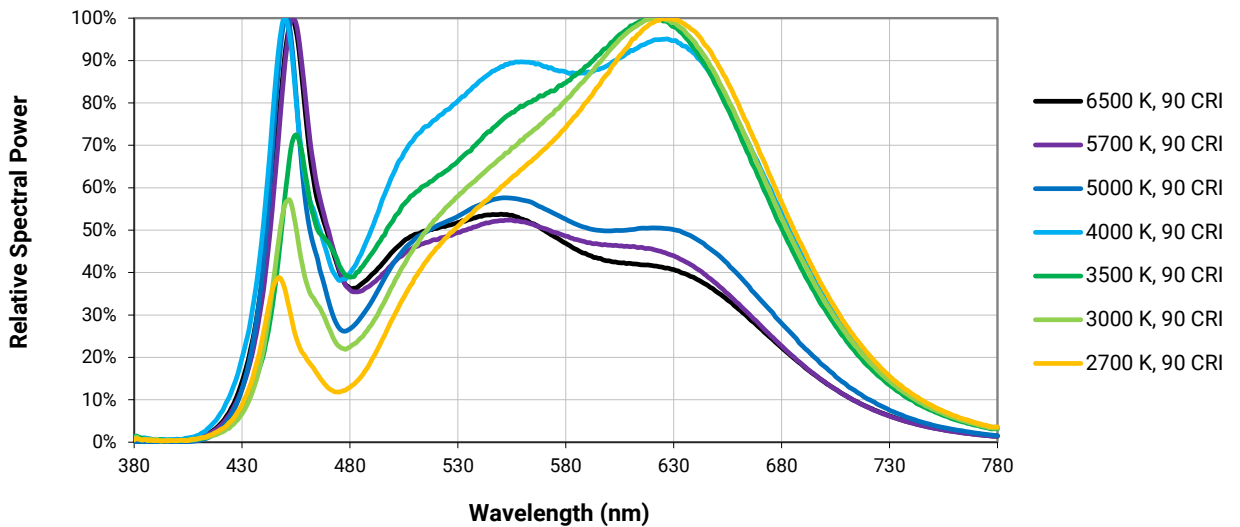
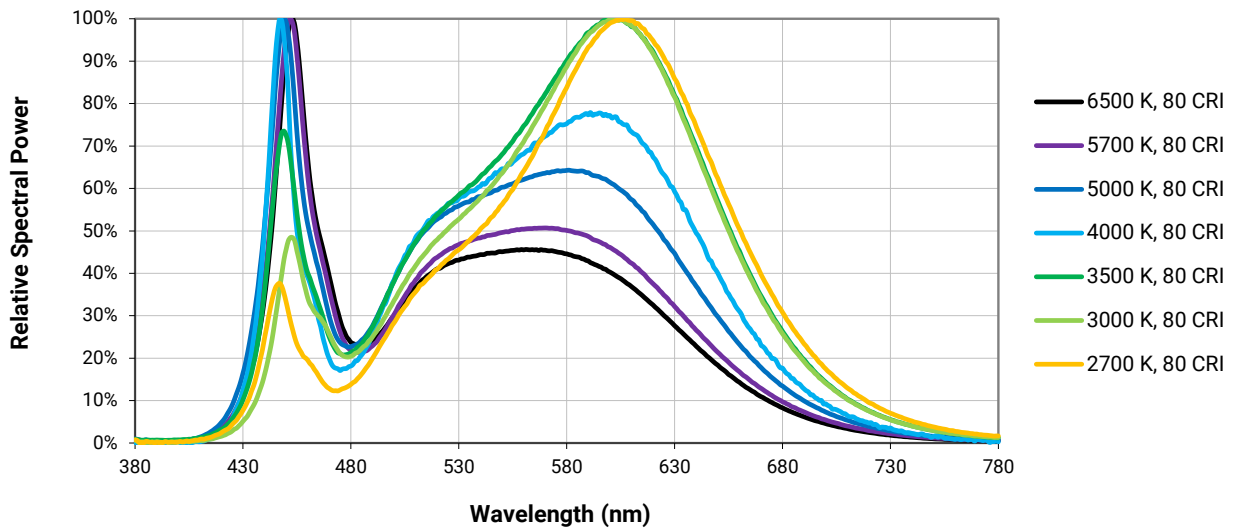
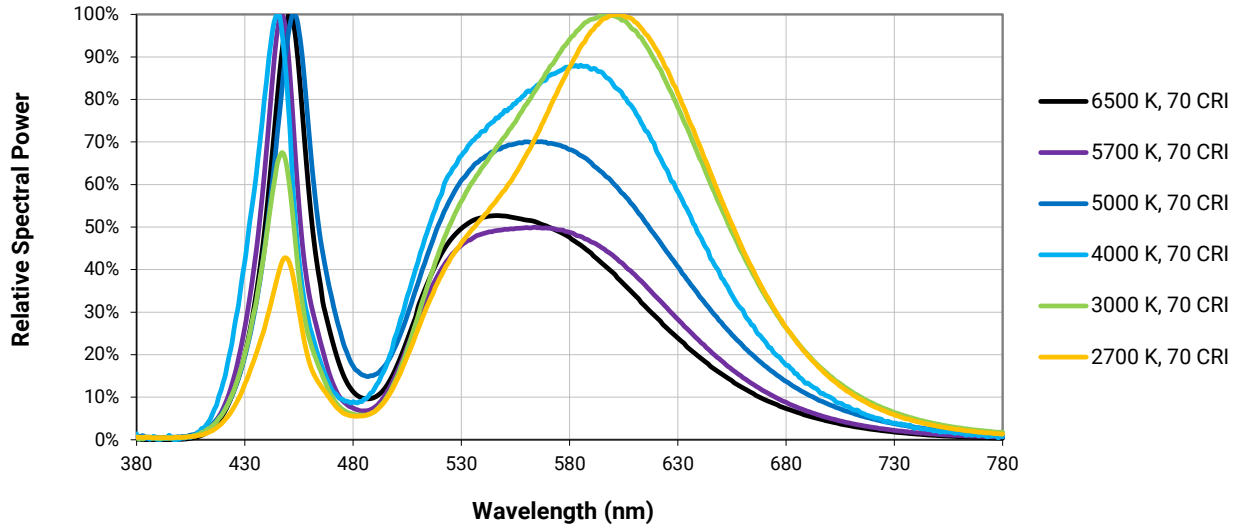
RELATIVE CHROMATICITY VS. CURRENT - JR5050 36-V Q CLASS



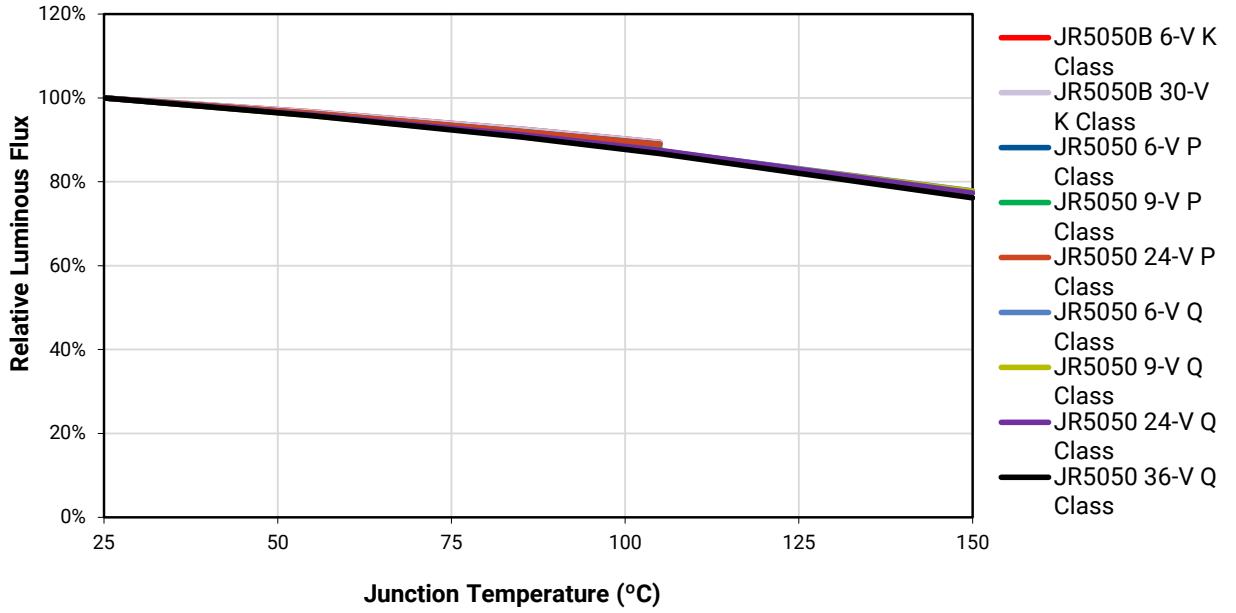
RELATIVE CHROMATICITY VS. TEMPERATURE - JR5050 36-V Q CLASS



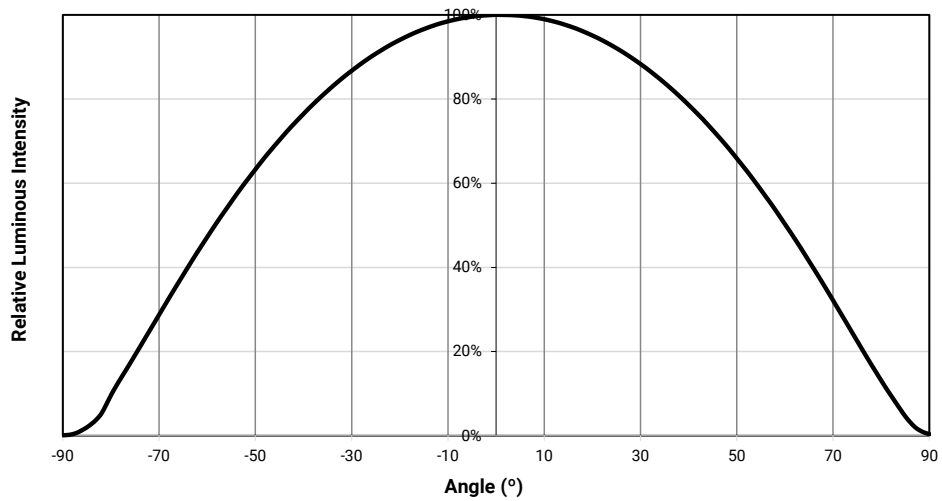
RELATIVE SPECTRAL POWER DISTRIBUTION



RELATIVE LUMINOUS FLUX VS. JUNCTION TEMPERATURE



TYPICAL SPATIAL DISTRIBUTION



PERFORMANCE GROUPS - LUMINOUS FLUX ($T_j = 25\text{ }^\circ\text{C}$)

J Series JR5050 LEDs are tested for luminous flux at the following current levels.

JR5050 LED	Tested For Luminous Flux At
6 V	400 mA
9 V	260 mA
24 V	100 mA
30 V	80 mA
36 V	65 mA

Once tested, J Series JR5050 LEDs are placed into one of the following luminous-flux groups.

Group Code	Minimum Luminous Flux (lm)	Maximum Luminous Flux (lm)
P4	250	300
Q2	300	350
Q4	350	400
R2	400	450
R4	450	500

PERFORMANCE GROUPS - FORWARD VOLTAGE ($T_j = 25\text{ }^\circ\text{C}$)

J Series 5050 LEDs are tested for forward voltage and placed into one of the following voltage bins.

The following voltage bins are indicated in the Forward Voltage Bin field in the bin code for JR5050 and JR5050B 6-V LEDs.

Voltage Bin	Minimum Forward Voltage (V)	Maximum Forward Voltage (V)
BM	5.4	5.6
BN	5.6	5.8
BP	5.8	6

The following voltage bins are indicated in the Forward Voltage Bin field in the bin code for JR5050 9-V LEDs.

Voltage Bin	Minimum Forward Voltage (V)	Maximum Forward Voltage (V)
CT	8.0	8.5
CU	8.5	9.0
CV	9.0	9.5

The following voltage bins are indicated in the Forward Voltage Bin field in the bin code for JR5050 24-V LEDs.

Voltage Bin	Minimum Forward Voltage (V)	Maximum Forward Voltage (V)
HC	21.5	22.5
HD	22.5	23.5
HE	23.5	24.5

The following voltage bins are indicated in the Forward Voltage Bin field in the bin code for JR5050B 30-V LEDs.

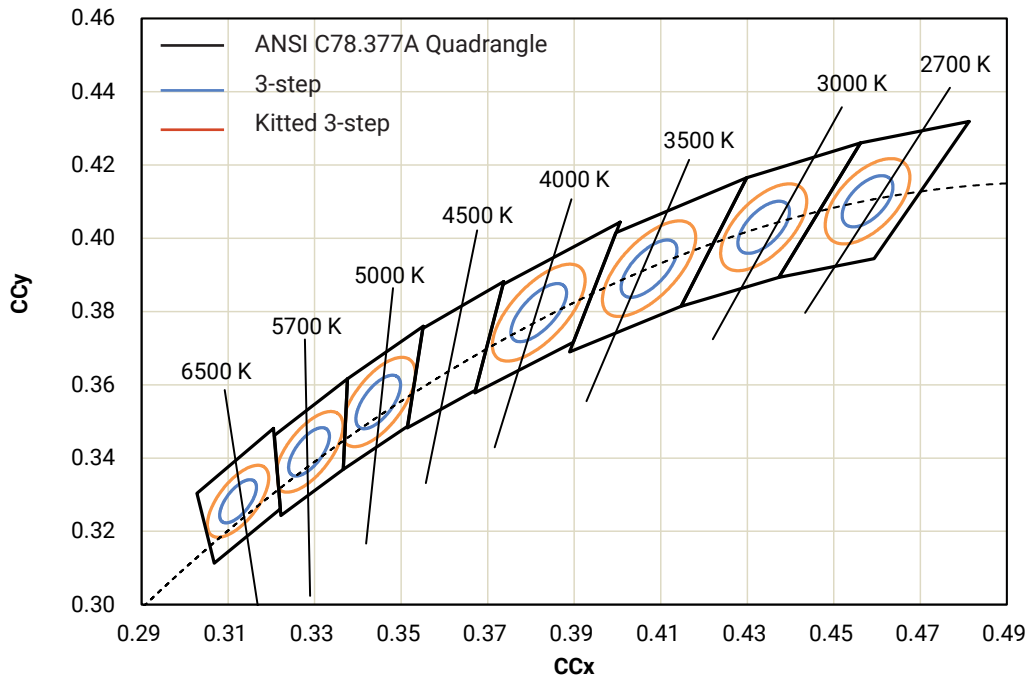
Voltage Bin	Minimum Forward Voltage (V)	Maximum Forward Voltage (V)
KE	27	28
KF	28	29
KG	29	30

The following voltage bins are indicated in the Forward Voltage Bin field in the bin code for JR5050 36-V LEDs.

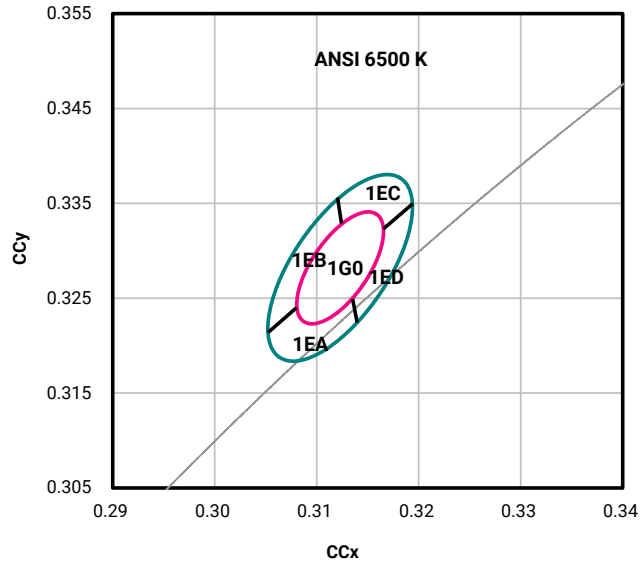
Voltage Bin	Minimum Forward Voltage (V)	Maximum Forward Voltage (V)
NF	33	34
NG	34	35
NH	35	36

PERFORMANCE GROUPS - CHROMATICITY ($T_j = 85\text{ }^\circ\text{C}$)

J Series 5050 LEDs are tested for chromaticity and placed into one of the regions defined by the following bounding coordinates.

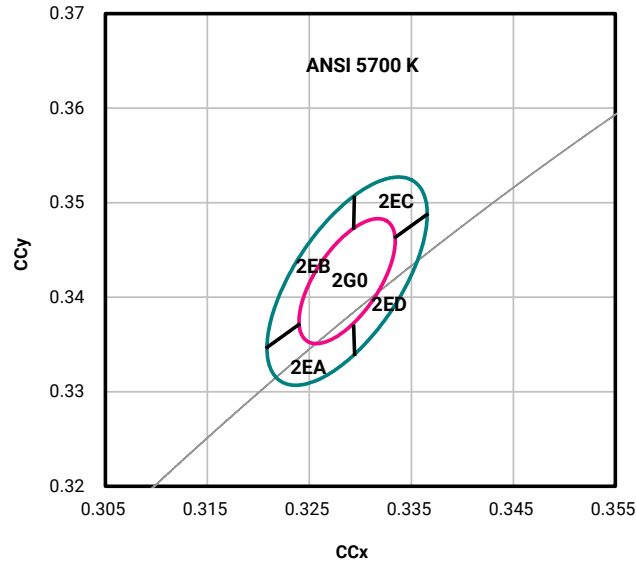


PERFORMANCE GROUPS - CHROMATICITY - CONTINUED ($T_j = 85\text{ }^\circ\text{C}$)



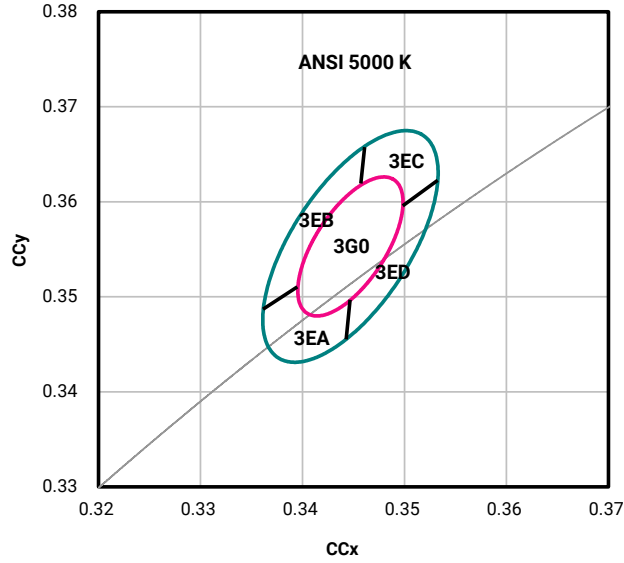
CCT	MacAdam Ellipse	Included Bins	Center Point		Major Axis	Minor Axis	Rotation Angle (°)
			x	y	a	b	
6500 K	3-step	1G0	0.3123	0.3282	0.00669	0.00285	58.57
	Kitted 3-step	1G0, 1EA, 1EB, 1EC, 1ED	0.3123	0.3282	0.01115	0.00475	58.57

PERFORMANCE GROUPS - CHROMATICITY - CONTINUED ($T_j = 85\text{ }^\circ\text{C}$)



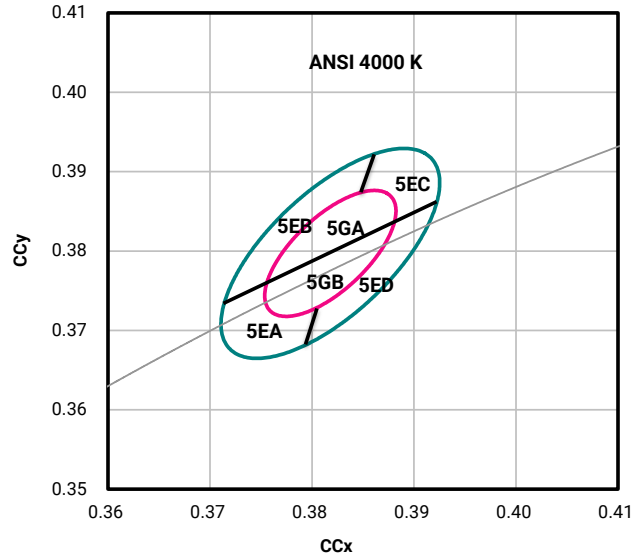
CCT	MacAdam Ellipse	Included Bins	Center Point		Major Axis	Minor Axis	Rotation Angle (°)
			x	y	a	b	
5700 K	3-step	2G0	0.3287	0.3417	0.00746	0.00320	59.09
	Kitted 3-step	2G0, 2EA, 2EB, 2EC, 2ED	0.3287	0.3417	0.01243	0.00533	59.09

PERFORMANCE GROUPS - CHROMATICITY - CONTINUED ($T_j = 85\text{ }^\circ\text{C}$)



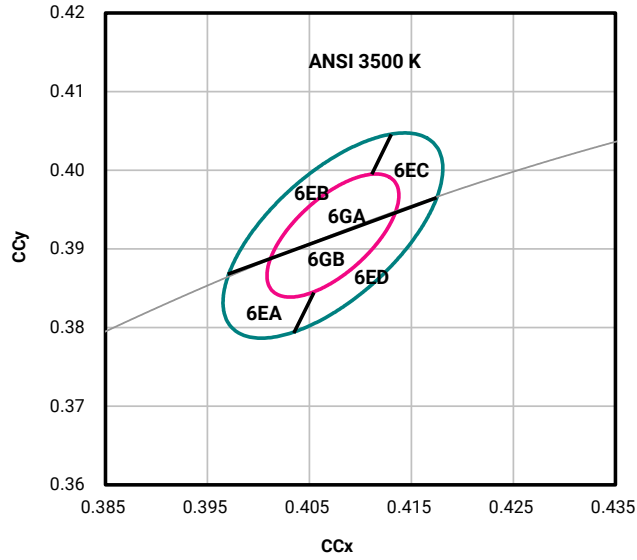
CCT	MacAdam Ellipse	Included Bins	Center Point		Major Axis	Minor Axis	Rotation Angle (°)
			x	y	a	b	
5000 K	3-step	3G0	0.3447	0.3553	0.00822	0.00354	59.62
	Kitted 3-step	3G0, 3EA, 3EB, 3EC, 3ED	0.3447	0.3553	0.01370	0.00590	59.62

PERFORMANCE GROUPS - CHROMATICITY - CONTINUED ($T_j = 85\text{ }^\circ\text{C}$)



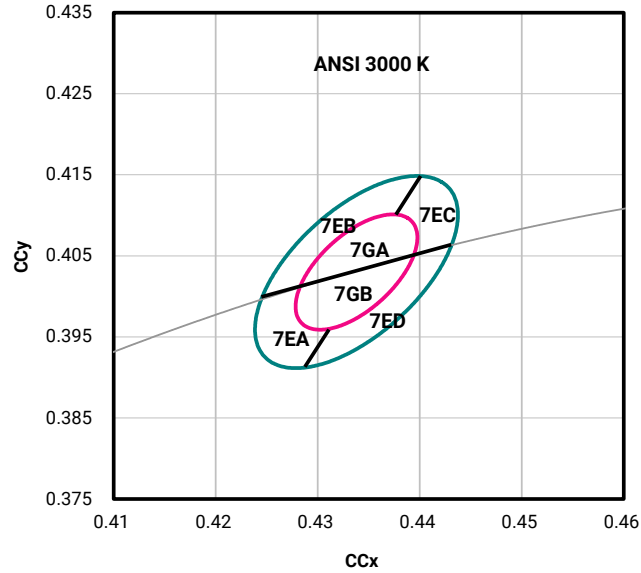
CCT	MacAdam Ellipse	Included Bins	Center Point		Major Axis	Minor Axis	Rotation Angle (°)
			x	y	a	b	
4000 K	3-step	5GA, 5GB	0.3818	0.3797	0.00939	0.00402	53.72
	Kitted 3-step	5GA, 5GB, 5EA, 5EB, 5EC, 5ED	0.3818	0.3797	0.01565	0.00670	53.72

PERFORMANCE GROUPS - CHROMATICITY - CONTINUED ($T_j = 85\text{ }^\circ\text{C}$)



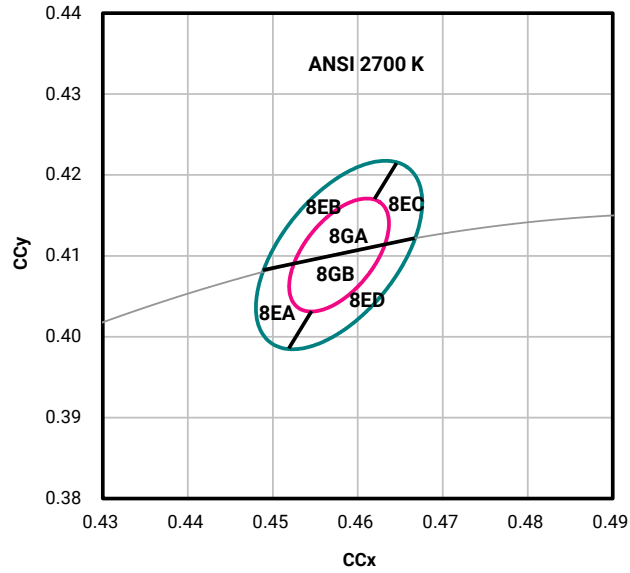
CCT	MacAdam Ellipse	Included Bins	Center Point		Major Axis	Minor Axis	Rotation Angle (°)
			x	y	a	b	
3500 K	3-step	6GA, 6GB	0.4073	0.3917	0.00927	0.00414	53.22
	Kitted 3-step	6GA, 6GB, 6EA, 6EB, 6EC, 6ED	0.4073	0.3917	0.01545	0.00690	53.22

PERFORMANCE GROUPS - CHROMATICITY - CONTINUED ($T_j = 85\text{ }^\circ\text{C}$)



CCT	MacAdam Ellipse	Included Bins	Center Point		Major Axis	Minor Axis	Rotation Angle (°)
			x	y	a	b	
2700 K	3-step	7GA, 7GB	0.4338	0.4030	0.00834	0.00408	53.22
	Kitted 3-step	7GA, 7GB, 7EA, 7EB, 7EC, 7ED	0.4338	0.4030	0.01390	0.00680	53.22

PERFORMANCE GROUPS - CHROMATICITY - CONTINUED ($T_j = 85\text{ }^\circ\text{C}$)

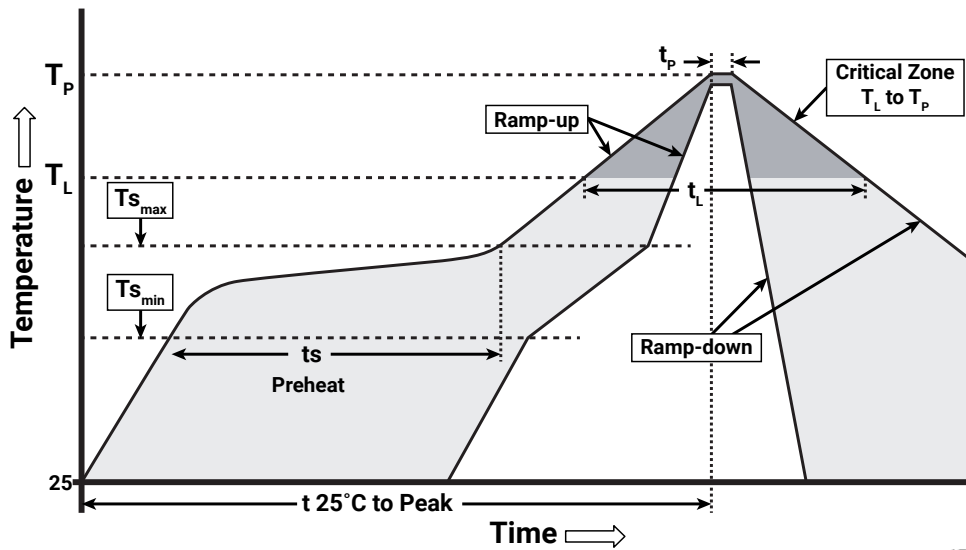


CCT	MacAdam Ellipse	Included Bins	Center Point		Major Axis	Minor Axis	Rotation Angle (°)
			x	y	a	b	
2700 K	3-step	8GA, 8GB	0.4578	0.4101	0.00810	0.00420	53.70
	Kitted 3-step	8GA, 8GB, 8EA, 8EB, 8EC, 8ED	0.4578	0.4101	0.01350	0.00700	53.70

REFLOW SOLDERING CHARACTERISTICS

In testing, Cree Venture has found J Series 5050 LEDs to be compatible with JEDEC J-STD-020C, using the parameters listed below. As a general guideline, Cree Venture recommends that users follow the recommended soldering profile provided by the manufacturer of the solder paste used, and therefore it is the lamp or luminaire manufacturer’s responsibility to determine applicable soldering requirement.

Note that this general guideline may not apply to all PCB designs and configurations of reflow soldering equipment.



IPC/JEDEC J-STD-020C

Profile Feature	Lead-Free Solder
Temperature Min. ($T_{s_{min}}$)	150 °C
Temperature Max. ($T_{s_{max}}$)	200 °C
Time (t_s) from $T_{s_{min}}$ to $T_{s_{max}}$	60-120 seconds
Ramp-Up Rate (T_L to T_p)	3 °C/second
Liquidus Temperature (T_L)	217 °C
Time (t_L) Maintained Above T_L	60-150 seconds
Peak Package Body Temperature (T_p)	260 °C max.
Time (t_p) Within 5 °C of the Specified Classification Temperature (T_c)	30 seconds max.
Ramp-Down Rate (T_p to T_L)	6 °C/second max.
Time 25 °C to Peak Temperature	8 minutes max.

Note: All temperatures refer to the topside of the package, measured on the package body surface.

NOTES

Measurements

The luminous flux, radiant power, chromaticity, forward voltage and CRI measurements in this document are binning specifications only and solely represent product measurements as of the date of shipment. These measurements will change over time based on a number of factors that are not within Cree Venture’s control and are not intended or provided as operational specifications for the products. Calculated values are provided for informational purposes only and are not intended or provided as specifications.

Pre-Release Qualification Testing

Please read the [J Series Reliability Overview](#) for the details of the pre-release qualification testing for J Series LEDs.

Lumen Maintenance

Cree Venture uses standardized IES LM-80-08 and TM-21-11 methods for collecting long-term data and extrapolating LED lumen maintenance. For information on the specific LM-80 data sets available for this LED, refer to the public [J Series LM-80 results document](#).

Please read the [Thermal Management application note](#) for details on how thermal design, ambient temperature, and drive current affect the LED junction temperature.

Moisture Sensitivity

Cree Venture recommends keeping J Series 5050 LEDs in the provided, resealable moisture-barrier packaging (MBP) until immediately prior to soldering. Unopened MBP that contains J Series 5050 LEDs does not need special storage for moisture sensitivity.

Once the MBP is opened, J Series 5050 LEDs should be handled and stored as MSL 3 per JEDEC J-STD-033, meaning they have limited exposure time before damage to the LED may occur during the soldering operation. The table on the right specifies the maximum exposure time in days depending on temperature and humidity conditions. LEDs with exposure time longer than the specified maximums must be baked according to the baking conditions listed below.

Moisture Sensitivity Level	Temp.	Maximum Percent Relative Humidity				
		50%	60%	70%	80%	90%
Level 3	35 °C	8	5	1	0.5	0.5
Level 3	30 °C	11	7	1	1	1
Level 3	25 °C	14	10	2	1	1
Level 3	20 °C	20	13	2	1	1

Baking Conditions

It is not necessary to bake all J Series 5050 LEDs. Only the LEDs that meet all of the following criteria must be baked:

1. LEDs that have been removed from the original MBP.
2. LEDs that have been exposed to a humid environment longer than listed in the Moisture Sensitivity section above.
3. LEDs that have not been soldered.

LEDs should be baked at 60 °C for 24 hours. LEDs may be baked in the original reels. Remove LEDs from the MBP before baking. Do not bake parts at temperatures higher than 60 °C. This baking operation resets the exposure time as defined in the Moisture Sensitivity section above.

NOTES - CONTINUED

RoHS Compliance

The levels of RoHS restricted materials in this product are below the maximum concentration values (also referred to as the threshold limits) permitted for such substances, or are used in an exempted application, in accordance with EU Directive 2011/65/EC (RoHS2), as implemented January 2, 2013. RoHS Declarations for this product can be obtained from your Cree LED representative or from the [Product Ecology](#) section of the Cree LED website.

REACH Compliance

REACH substances of very high concern (SVHCs) information is available for this product. Since the European Chemical Agency (ECHA) has published notice of their intent to frequently revise the SVHC listing for the foreseeable future, please contact a Cree LED representative to insure you get the most up-to-date REACH SVHC Declaration. REACH banned substance information (REACH Article 67) is also available upon request.

UL® Recognized Component

This product meets the requirements to be considered a UL Recognized Component with Level 4 enclosure consideration. The LED package or a portion thereof has been investigated as a fire and electrical enclosure per ANSI/UL 8750.

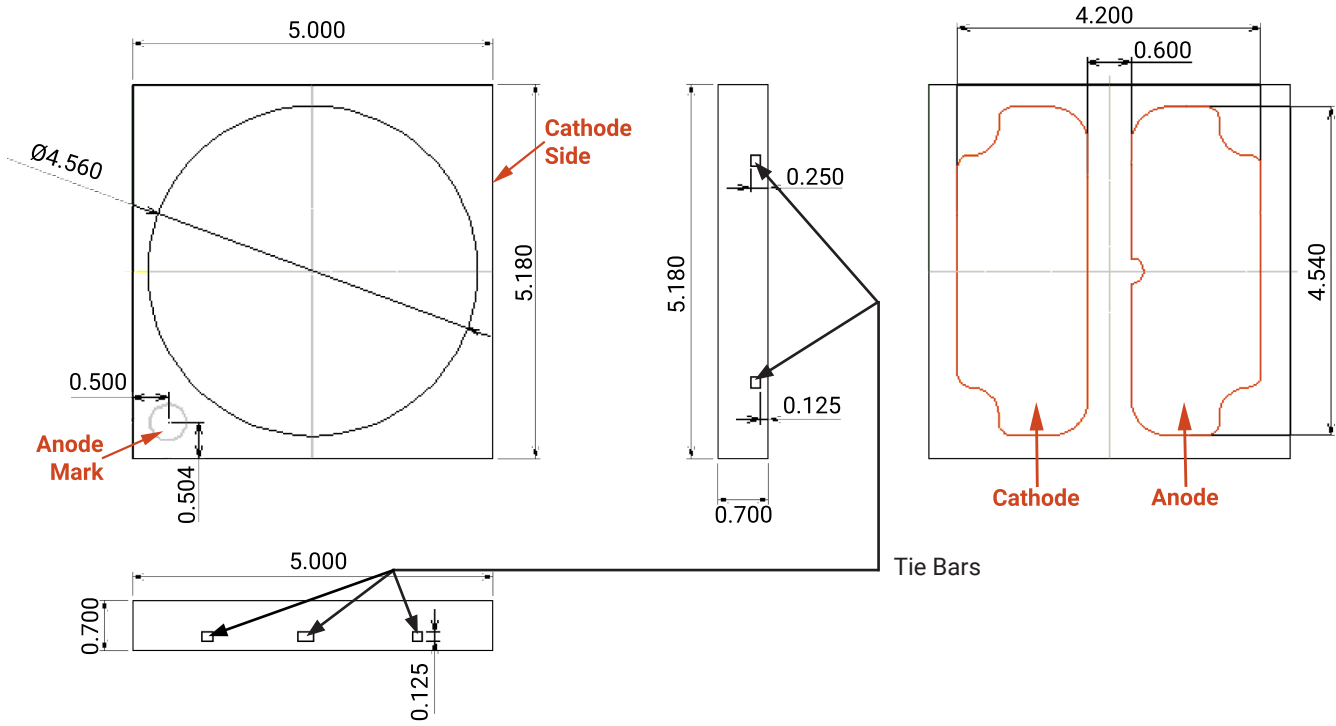
Vision Advisory

WARNING: Do not look at an exposed lamp in operation. Eye injury can result. For more information about LEDs and eye safety, please refer to the [J Series LED Eye Safety application note](#).

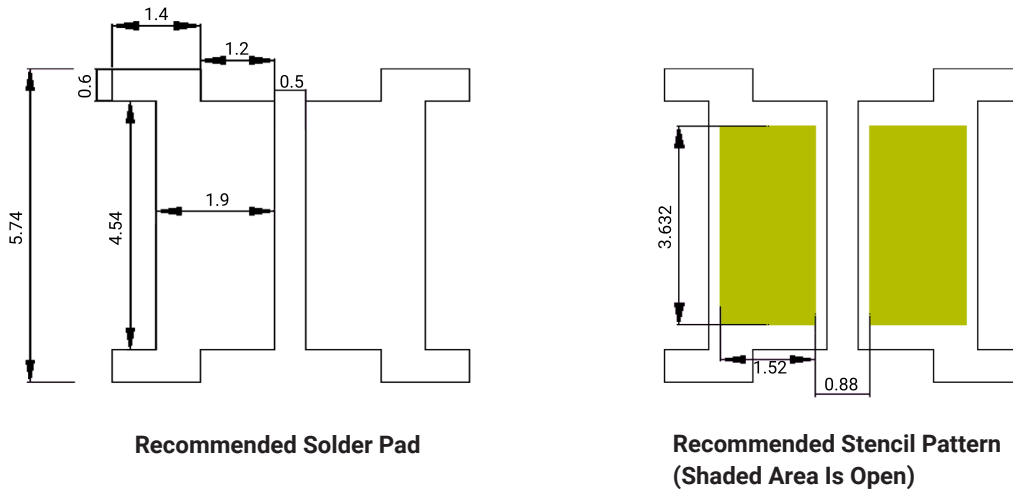
MECHANICAL DIMENSIONS

Thermal vias, if present, are not shown on these drawings.
 All measurements are ±0.2 mm unless otherwise indicated.

Round LES



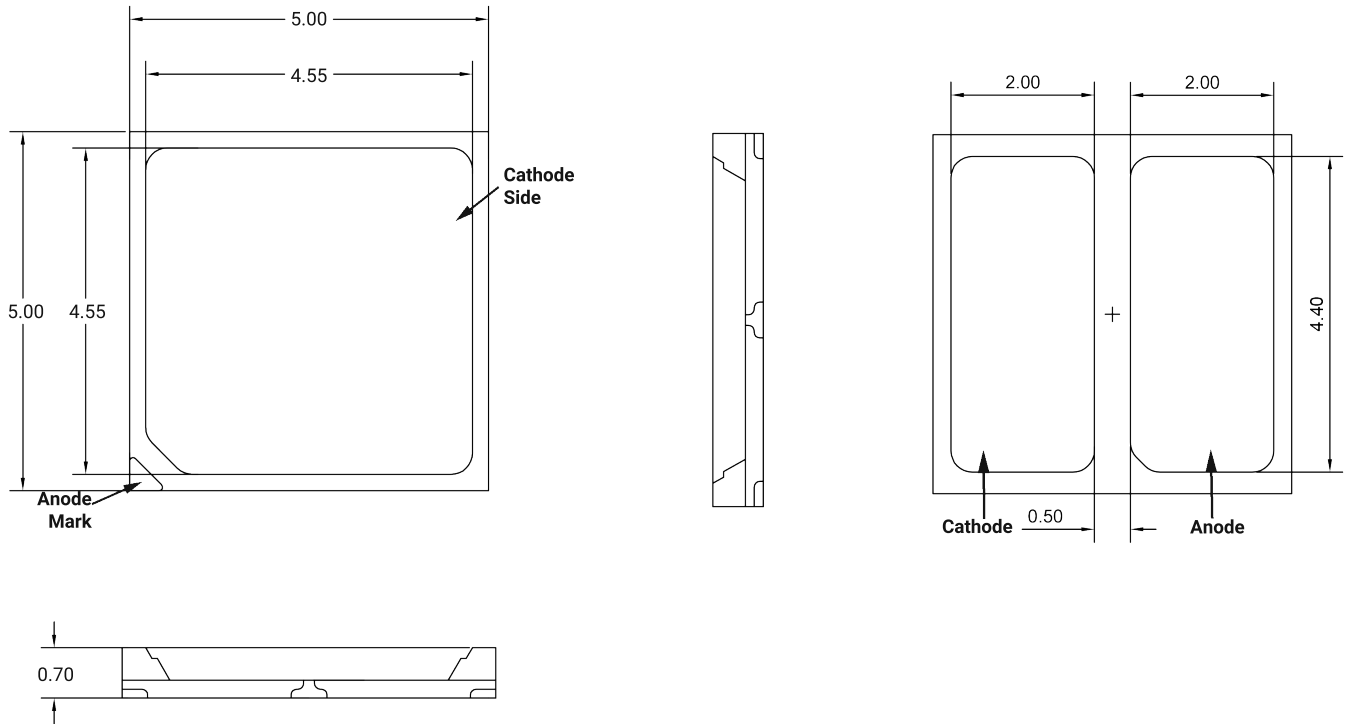
All measurements are ±0.1 mm unless otherwise indicated.



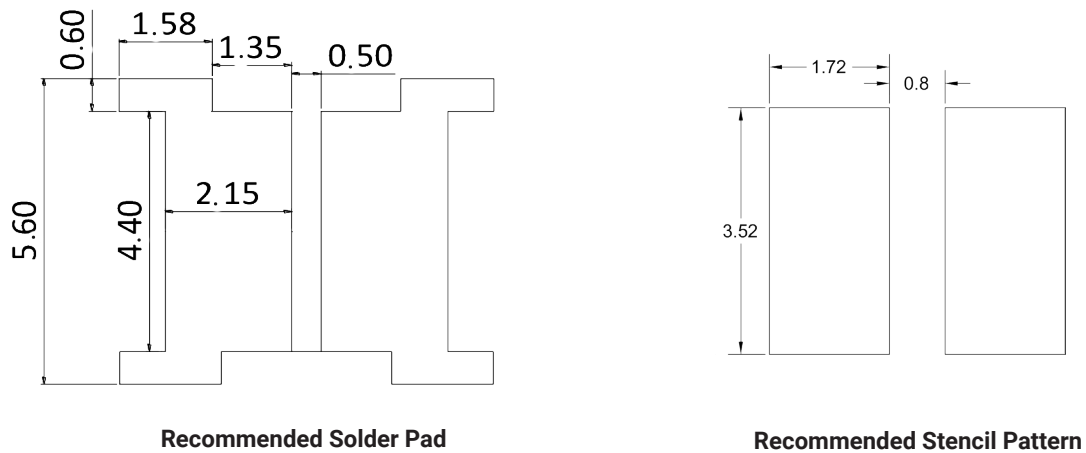
MECHANICAL DIMENSIONS - CONTINUED

Thermal vias, if present, are not shown on these drawings.
All measurements are ± 0.2 mm unless otherwise indicated.

Square LES



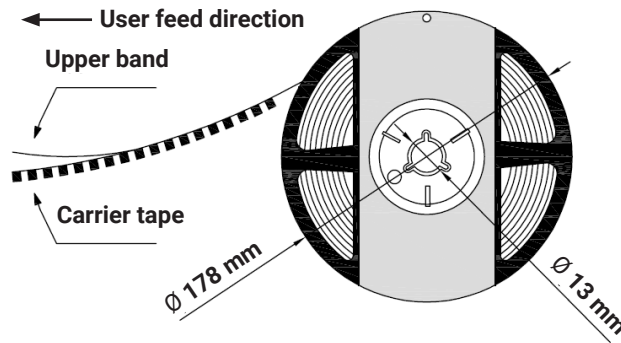
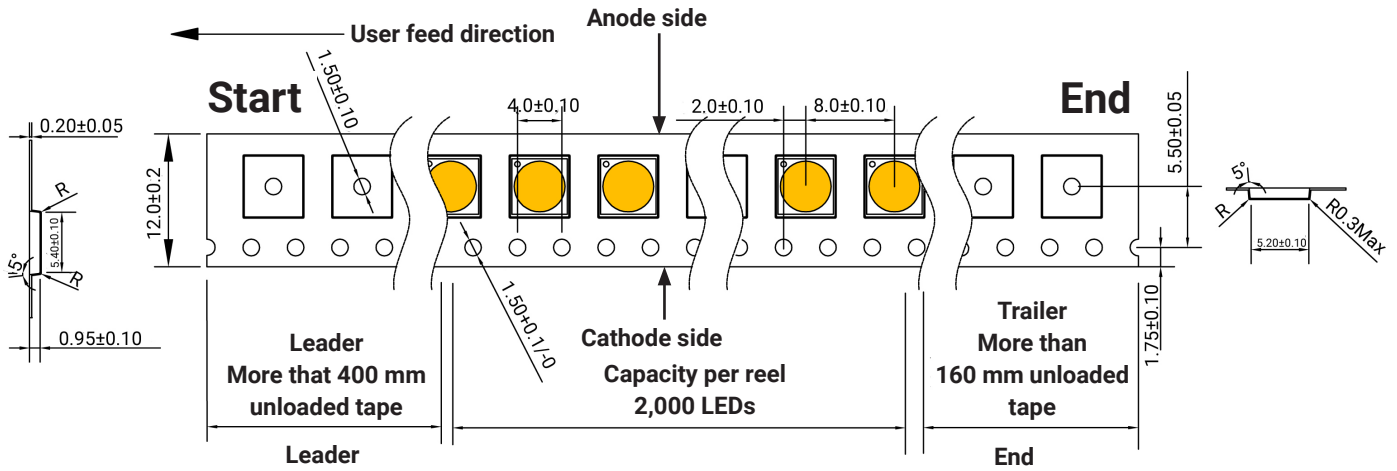
All measurements are ± 0.2 mm unless otherwise indicated.



TAPE & REEL

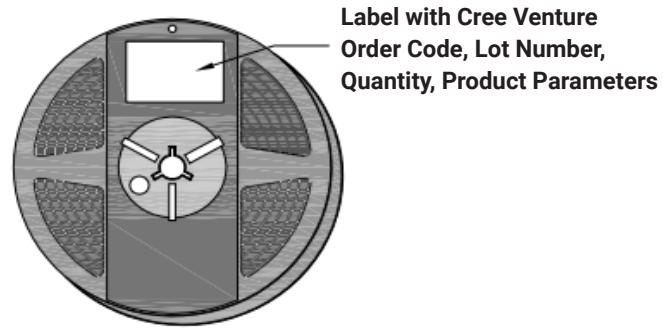
All Cree Venture carrier tapes conform to EIA-481D, Automated Component Handling Systems Standard.

All dimensions in mm.

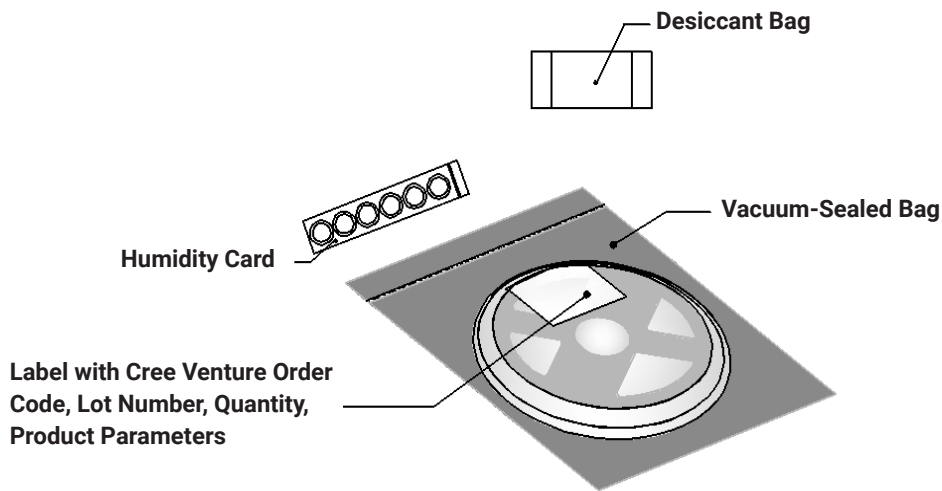


PACKAGING

Unpackaged Reel



Packaged Reel



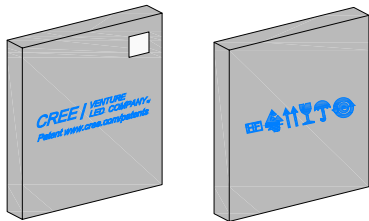
PACKAGING - CONTINUED

J Series 5050 LEDs are packaged in boxes for shipment. Box sizes and the number of reels per box are as follows.

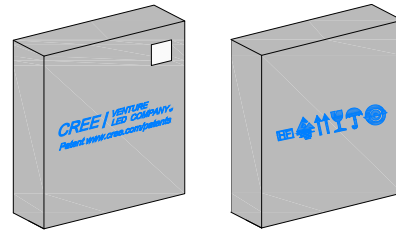
Box	Box Dimensions	Maximum Number of Reels per Box
1	250 x 210 x 30 mm	2
2	250 x 210 x 50 mm	3
3	530 x 230 x 275 mm	32
4	530 x 443 x 275 mm	64

Each box has at least one label (shown as a white square in the diagrams below) showing the order code, lot number, quantity, and product parameters.

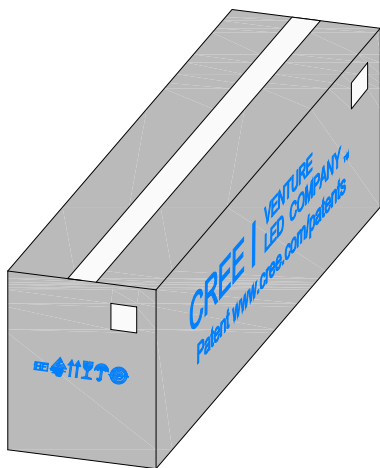
Box 1



Box 2



Box 3



Box 4

